

MSDS Reports

Spring 2024 MPAAA Conference

Presenter

Becky Korroch (Sowle)

Senior PK-12 Student Data Analyst

Objectives

- Why MSDS reports?
- Finding Reports
- Report Categories
- Hot Topics 
- Helpful Tips 
- What's new
- Q & A

What can MSDS reports do for me?

Use reports to ensure your data is reported accurately.



What can MSDS reports do for me?

Catch issues CEPI Data Quality cannot identify.


CEPI cannot identify every data quality issue.

Running reports to verify accuracy is key to ensuring the highest quality data possible.

What can MSDS reports do for me?

Inaccurate data may:

- Adversely affect state and federal reporting
- Misinform the public, students, parents, administration and policymakers
- Result in your entity being identified as out of compliance
- Result in funding penalties



What reports does the MSDS have?

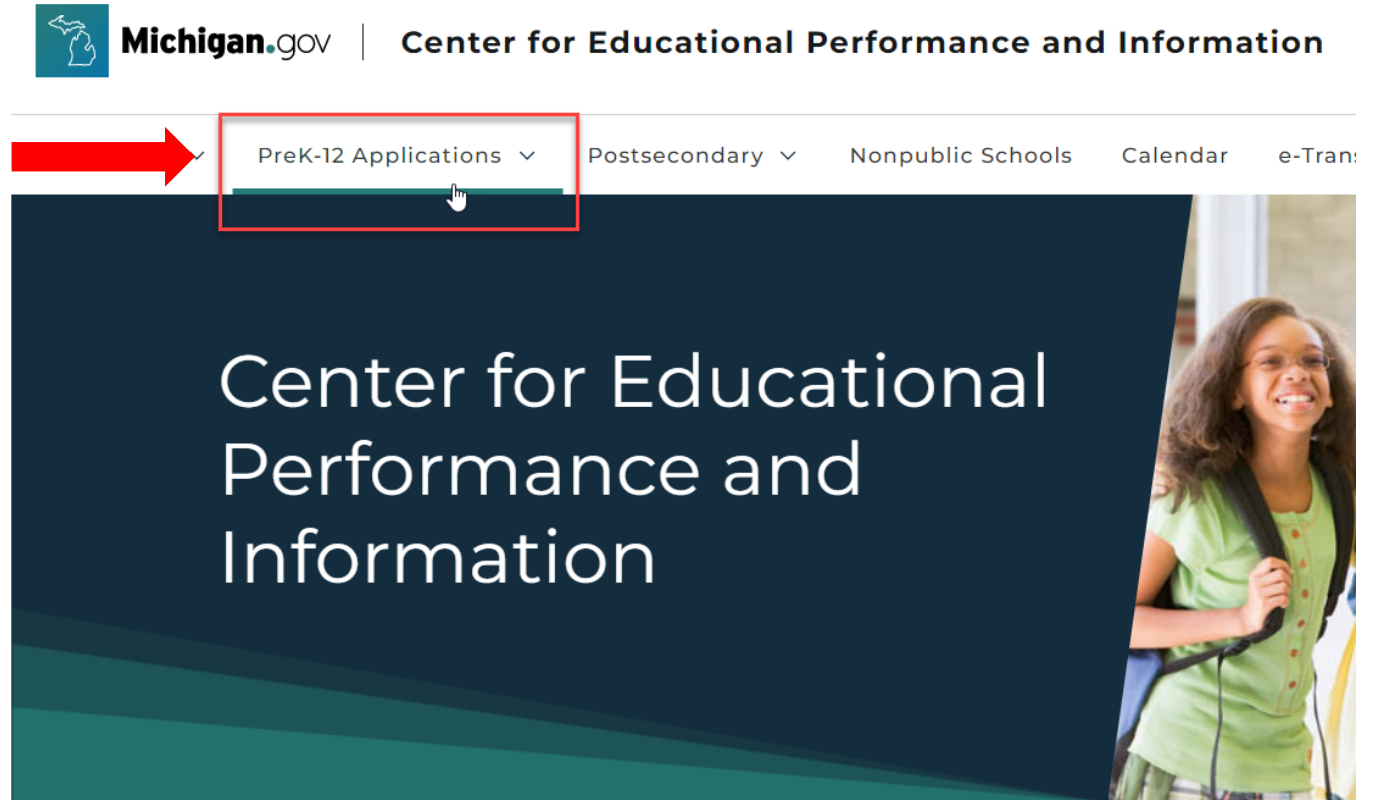
There are 68 district user reports currently.



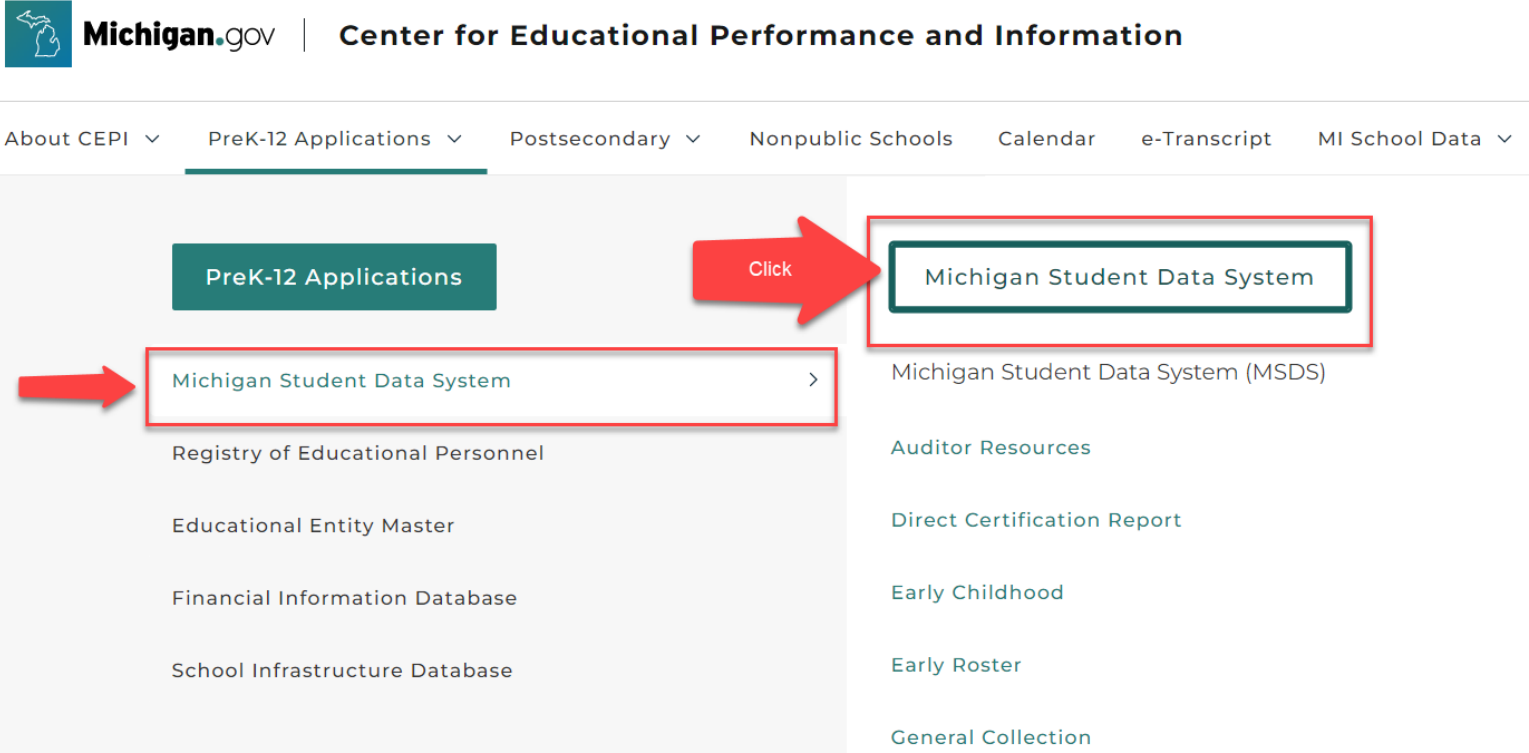
CEPI maintains a list of all reports housed in the MSDS.

Navigating to the Report List

- Navigate to www.Michigan.gov/CEPI
- Click on PreK-12 Applications



Navigating to the Report List



- Hover on the Michigan Student Data System title
- Click on the Michigan Student Data System button

Downloading the Report List

Locate the Help and Training section

- Click the MSDS Report List
- Download and open the file

⊕ Manuals

⊗ Help and Training


- [31a Resources and Information](#)
- [EL Auto Exit FAQ](#)
- [English Learner Auto Exiting Webinar](#)
- [English Learner Exit Reporting Guidelines](#)
- [Helpful Hints for Early Middle College Reporting](#)
- [MSDS Best Practices Reporting Guide for Troubl](#)
- [MSDS District User Guide](#)
- [MSDS FAQs](#)
- [MSDS Report List](#)
- [Race and Ethnicity Reporting](#)



Report List

- Report name
- Location of the report in MSDS
- Which collections the report can be run for
- Nine Topical categories

MSDS Report List
Version 2.9 Revised 10/20/2023



	Report Name	Report Location					Collection						
		Audit	Certified	General Reports	Grad Cohort	Seol.2 \$ Staging*	Early Roster & N&SR	EC	General	SRM	TSDL	Third Grade	UIC
Alpha Reports & Rosters	Alpha List (Pupil Membership)		X			X			X	X			
	Alpha List (Pupil Membership) with FTE > 0		X			X			X	X			
	Alpha List for Download		X			X	X		X	X		X	
	Cohort Student List				X								
	Missing Student Report		X			X			X				
	Newly Enrolled Students		X						X				
Audit & FTE	Student Roster Report		X						X	X			
	Audit Status			X					X				
	DS4061		X						X				
	FTE Comparison Report		X						X				
	FTE Conflict Totals by District			X					X				
	FTE Summary		X			X			X				
	Section 23a Summary		X							X			
	Section 25 Summary Report		X			X			X	X			
Student Count by FTE status		X			X			X	X				
Early Childhood & Early On	UPD/ITED Teacher Credential Verification Report		X						X				
	Early Childhood Collections Status Report			X					X				
	Early Childhood Count By Fiscal Entity and Program		X			X			X				
	Early Childhood Gender/Race/Ethnicity		X			X			X				
	Early Childhood Missing Child Report		X			X			X				
	Early Childhood Special Ed Assessment Data		X			X			X	X			
	Early Childhood Special Ed Program Designation		X			X			X				
	Early Childhood Student List		X			X			X				
	Early On Assessment Roster		X			X			X				
	Early On Student Roster		X			X			X				
	GSRP Counts by Fiscal Entity and Program		X			X			X				
	GSRP Reporting Period Summary		X			X			X				
Econ Disadv	Initial IFSP Report		X			X			X				
	Direct Certification Download Status			X									
	Direct Certification Student Status			X									
Misc	Economically Disadvantaged Students		X						X	X	X		
	List of Users, Roles, Functions			X									
Other General & SRM Collection	User Entity Permissions			X									
	Discipline and Consequence Summary		X			X			X				
	District Special Education Report		X			X			X	X			
	District Special Education Report for Download		X			X			X	X			
	UPD/ITED Early Middle College Roster Report		X			X			X	X			
	Exit Status Count		X			X			X	X			
	Gender/Race/Ethnicity Count		X			X			X				
	Grade or Setting with Age Data		X			X			X	X			
	Homeless Student Summary		X			X			X	X			
	Initial IEP Report		X			X			X	X			
	Missing LEP and Special Education Data		X			X			X				
	Primary Disability Count		X			X			X				
	Program Participation Count		X			X			X	X			
	Residency Status Count		X			X			X	X			
	Special Education Child Count PEPE Report		X			X			X				
Student Count by Grade or Setting		X			X			X	X				
Student Count by Primary Ed Setting		X			X			X	X				
Third Grade Retention Missing Student Report											X		
TSDL	General TSDL Missing Student Report		X			X					X		
	Migrant Student List		X			X					X		
	NEW TSDL Local Course SCED Crosswalk		X			X					X		
	TSDL Student Roster			X							X		
	TSDL Students Not Previously Reported		X			X					X		
UIC	Duplicate UIC Report					X			X				
	List of Changed UICs					X	X	X	X	X	X	X	X
	List of New UICs Created					X	X	X	X	X	X	X	X
	List of Positive Matches					X	X	X	X	X	X	X	X
	List of Resolved UICs					X	X	X	X	X	X	X	X
	List of Unresolved Possible Matches					X	X	X	X	X	X	X	X
	UIC Resolution Detail					X	X	X	X	X	X	X	X
	UIC Resolution Summary					X	X	X	X	X	X	X	X
UIC Resolver List			X		X	X	X	X	X	X	X	X	
Validation & Status	Collection Status Report		X						X	X	X	X	X
	Staging Summary					X	X	X	X	X	X	X	X
	Validation Detail					X	X	X	X	X	X	X	X
	Validation Summary					X	X	X	X	X	X	X	X

*Please note: Once a district has certified their collection, Staging reports will no longer display data. The report must be run from the Certified reports menu.

Report Details – Report List Tab 2



Report Name	Students Included	Recommendations/Suggested Uses	Additional Information	Target Audience	Fields
Alpha List (Pupil Membership)	All	Review this report to verify that the list of your General and Special Ed. students, including FTE, are correct. Compare this report against reports from your student information system.		District Users, Auditors	Student Name, Address of Birth DOB, Grade Code, Exit Status, Enrollment General Ed FTE, Special Ed FTE
Alpha List (Pupil Membership) with FTE > 0	>0 FTE	Most ISD Auditors require this report to be submitted to them.	The student count may not match the other MSDS Reports. This is to be expected, as this report is not intended to	District Users, Auditors	Student Name, Address of Birth DOB, Grade Code, Exit Status, Enrollment General Ed FTE, Special Ed FTE
Alpha List for Download	All	This report is intended to be downloaded as an Excel or CSV file. Selecting PDF will cause undesired results. Once downloaded, you will have the ability to sort and filter on any field. This will answer questions such as "Which students have an FTE between 0.00 and 1.00?" and "How many FTEs do I have for each Resident LEA code?"		District Users, Auditors	Student Name, Build Student ID, Date of Birth, LEA number, Residence Education Program Enrollment Special Ed 53 FTE, Special Ed FTE, Attendance, Seclusion
Audit Status	N/A	This report is mainly for CEPI/MDE use, but can be run by the districts to determine whether or not a		State Administrators	District Number, District

- Report name
- Suggested uses and audience
- Students included
- Fields included

Report Locations

Report Locations

Reports are located in several areas within MSDS:



MSDS Report List		Report Name		Report Location						Collection						
				Audit	Certified	General Reports	Grad Cohort	Sec. 25	Staging*	Early Roster	EC	General	Nonpublic Roster	SRM	TSDL	Third Grade
Alpha Reports & Rosters	Alpha List (Pupil Membership)		X				X			X			X			
	Alpha List (Pupil Membership) with FTE > 0		X				X			X			X			
	UPDATED Alpha List for Download		X				X			X	X		X		X	
	Cohort Student List				X											
	UPDATED Missing Student Report		X				X			X						
	Newly Enrolled Students		X							X						
	UPDATED Student Roster Report		X							X			X			
	Audit Status			X						X						

- Audit FTE
- Certified Data Reports
- General Reports
- Grad Cohort
- Section 25e
- Staging Reports

Report Locations

Audit FTE

*Reports about FTE and
Credentials*



MSDS | MSDS Home - Google Chrome

cepi.state.mi.us/MSDS/UserProfileSelection.aspx#mainMenu

Michigan.gov
The Official State of Michigan Website

Center for Educational Performance and Information

Michigan.gov Home | CEPI Home | STARR Home | MSDS Home | User Guide | Contact CEPI | Log Off

MSDS Profile: Auditor A- | A+

SDS Home

Michigan Student Data System

Audit FTE...

- Audit Form (DS4061/DS4120)
- Audit Narrative
- FTE Conflict Detection
- Teacher Credential Verification Report

What's New View All

2021-22 MSDS Third Grade Retention Collection is Closed

The 2021-22 MSDS Third Grade Retention Collection closed at 11:59 p.m. EDT on Thursday, September 1, 2022.


We recommend that users download a copy of their 2021-22 Third Grade Retention Collection if you have not done so already. Remember that these files contain confidential information and must be saved in a secure location on your local system.

The Student Data System is a repository that contains information regarding students receiving education in the State of Michigan.

Report Locations

Certified Reports

Reports of certified data by collection or school year



MSDS

MSDS Home

Student Data Submission... +

Student Data Downloads... +

Search... +

Certified Data Reports... +

Certified Reports

FTE Comparison Report

Student Roster Report

Audit FTE... -

Grad Cohort... +

General Reports... +

Section 25e... +

SDS Home

Michigan Student Data System

What's New

2021-22 MSDS Third Grade R Closed

The 2021-22 MSDS Third Grade R at 11:59 p.m. EDT on Thursday, Sep

We recommend that users download Third Grade Retention Collection if already. Remember that these files information and must be saved in a local system.

The Student Data System is a repository that contains information regarding students receiving education in the State of Michigan.

Report Locations

Report Locations

Certified Reports



Most of these reports are also available for uncertified data.

MSDS Profile: A

- MSDS Home
- Student Data Submission...
- Student Data Downloads...
- Search...
- Certified Data Reports...
- Certified Reports**
- FTE Comparison Report
- Student Roster Report
- Audit FTE...
- Grad Cohort...
- General Reports...
- Section 25e...

Certified Reports

* = Required

*Submitting Entity: Bay City School District (09010)


*Collection: EOY 2022 General Collection 2021-2022

*Report:
----Select----
Alpha List (Pupil Membership)
Alpha List (Pupil Membership) with FTE > 0
Alpha List for Download
Discipline And Consequence Summary
District Special Education Report
District Special Education Report for Download
Early Childhood Special Ed Assessment Dates
Early Childhood Special Ed Program Designation
Early On Assessment Roster
Early On Student Roster
Economically Disadvantaged
Exit Status Count
Gender/Race/Ethnicity Count
Grade or Setting with Age Data
Homeless Student Summary
Initial IEP Report
Initial IFSP Report
Missing LEP and Special Ed Data
Missing Student Report

Report Locations

General Reports

Reports about collections and roles, and the TSDL Student Roster.



The screenshot shows the MSDS interface. On the left is a navigation menu with the following items: MSDS Home, Student Data Submission..., Student Data Downloads..., Search..., Certified Data Reports..., Audit FTE..., Grad Cohort..., General Reports... (highlighted with a red box), and Section 25e... On the right, the main content area displays 'SDS Home' and the title 'Michigan Student Data System'. Below the title is a photo of three students and a 'What's New' section with a notice about the 2021-22 MSDS Third Grade Retention Collection being closed. A text box below the photo explains that the system is a repository for student information in Michigan.

Report Locations

General Reports

Collection Status Reports



A screenshot of the MSDS application interface. On the left is a navigation sidebar with the following items: MSDS Home, Student Data Submission..., Student Data Downloads..., Search..., Certified Data Reports..., Audit FTE..., Grad Cohort..., General Reports..., Collection Reports (highlighted with a red box), Direct Certification Download Status, TSDL Student Roster, Users, Roles and Functions, and Section 25e... On the right is the main content area titled 'Collection Reports'. It contains a legend where '*' indicates a required field. Below the legend are three fields: '* Report:' with a dropdown menu, '* Collection:' with a dropdown menu, and '* Report Format:' with a dropdown menu. The dropdown menu for '* Report:' is open, showing options: 'Select a report:', 'Audit Status', 'Collection Status Report', 'Early Childhood Collections Status Report', and 'FTE Conflict Totals By District'. A 'Generate Report' button is located below the dropdown menu. The background of the main content area features a faint world map.

Report Locations

Graduation Reports

Cohort Student List



MSDS Profile: Auditor A- | A+

- MSDS Home
- Student Data Submission...
- Student Data Downloads...
- Search...
- Certified Data Reports...
- Audit FTE...
- Grad Cohort...**
- Cohort Student List
- General Reports...
- Section 25e...

Cohort Summary by Year

*Cohort Year: 2022

*Select Entity:

Last Name: First Name:

UIC: Cohort Status: On-Track Graduated

Exit Status:

Report Locations

Section 25e

Section 25e Summary Report



The screenshot displays the MSDS application interface. On the left is a vertical navigation menu with the following items: MSDS Home, Student Data Submission..., Student Data Downloads..., Search..., Certified Data Reports..., Audit FTE..., Grad Cohort..., General Reports..., Section 25e..., Manage Section 25e Requests, and Section 25e Summary Report. The 'Section 25e Summary Report' item is highlighted with a red border. A red arrow points from the left towards this item. The main content area on the right is titled 'Section 25 Summary Report' and contains the following elements: a legend '* = Required', three required fields: '* Submitting Entity:' (text input), '* School Year:' (dropdown menu with '--Select--'), and '* Report Format:' (dropdown menu with '--Select--'). Below these fields is a 'Generate Report' button. A faint map of the state of Michigan is visible in the background of the main content area.

Report Locations



Staging Area

Reports with uncertified data

MSDS Home

- Student Data Submission...
- Data Staging Area**
- Student Data Downloads...
- Search...
- Certified Data Reports...
- Audit FTE...
- Grad Cohort...
- General Reports...
- Section 25e...

Certified Data Detail

Select your filter criteria...

Submitting Entity: Bay City School District (09010)
Collection: EOY 2022 General Collection 2021-2022

Total Records - 7591 Quality Review

Validation Status	
Errors Exist	0
Error Free with Warnings	272
Error Free with No Warnings	7319
Pending Validation	0
Processing Validation	0
Validation Failed	0

UIC Resolution Status	
Requires Resolution	0
Match Found	7591
Used Previous Resolution Result	0
New UIC Generated	0
New UIC Requested	0
Not Eligible for Resolution	0
Pending Resolution	0
Processing Resolution	0
Requires New UIC Not Allowed for Collection	0
UIC Request Denied	0
UIC Resolution Failed	0

Validation Reports

- Select Report
- Alpha List (Pupil Membership)
- Alpha List (Pupil Membership) with FTE > 0
- Alpha List for Download
- Discipline And Consequence Summary
- District Special Education Report
- District Special Education Report for Download
- Duplicate UIC Report
- Early Childhood Special Ed Assessment Dates
- Early Childhood Special Ed Program Designation
- Early On Assessment Roster
- Early On Student Roster
- Economically Disadvantaged
- Exit Status Count
- Gender/Race/Ethnicity Count
- Grade or Setting with Age Data
- Homeless Student Summary
- Initial IEP Report
- Initial IFSP Report
- Missing LEP and Special Ed Data
- Select Report

Select Format

Run Report



Report Collections

Which collections a report can be run for:



MSDS Report List



Version 2. Revised 9/2/2022

	Report Name	Report Location						Collection							
		Audit	Certified	General Reports	Grad Cohort	Sect. 25	Staging*	Early Roster	EC	General	Nonpublic Roster	SRM	TSDL	Third Grade	UIC
Alpha Reports & Rosters	Alpha List (Pupil Membership)		X				X			X		X			
	Alpha List (Pupil Membership) with FTE > 0		X				X			X		X			
	UPDATED Alpha List for Download		X				X			X	X	X		X	
	Cohort Student List				X										
	UPDATED Missing Student Report		X				X			X					
	Newly Enrolled Students		X							X					
	UPDATED Student Roster Report		X							X		X			
Audit Status			X						X						
DS4061	X								X						

Report Categories

Report Categories

Alpha Reports & Rosters

These reports are alphabetic listings of students, grouped by various criteria such as building or grade, for a specific collection.

Report Name	Report Location						Collection						
	Audit	Certified	General Reports	Grad Cohort	Sect. 25	Staging*	Early Roster & NSSR	EC	General	SRM	TSDL	Third Grade	UIC
Alpha List (Pupil Membership)		X				X			X	X			
Alpha List (Pupil Membership) with FTE > 0		X				X			X	X			
Alpha List for Download		X				X	X		X	X		X	
Cohort Student List				X									
Missing Student Report		X				X			X				
Newly Enrolled Students		X							X				
Student Roster Report		X							X	X			

Alpha Reports

A	B	C	D	E	F	G	H	I	J	K	L	M	N	O	P	Q	R	S	T	U	V	W	X	Y
Student Name	Building Name	Address	City	Postal Code	UIC	Student Id	DOB	Gender	Grade	Enroll Date	Res LEA	Res Cd	Exit Cd	Exit Dt	SE Prog Code	Gen Ed FTE	Sp Ed Sec52	Sp Ed Sec53	Total K-12 FTE	Days Attended	Total Possible Attendance	Seclusion	Restraint	Building Would Otherwise Attend
Bunny, Bugs	Super Elementary School (01234)	123 MAIN ST APT 1	LANSING	48911	1234567890	12345	1/1/2014	F	02	9/3/2019	12345	14	19			0.25	0.75	0.00	1.00	165	172	0	1	
Duck, Daffy	Super Elementary School (01234)	456 CENTER ST	LANSING	48911	2345678901	23456	2/2/2004	F	12	9/3/2009	12345	14	19			1.00	0.00	0.00	1.00	153	172	0	0	34567

- Alpha List
 - Listing of students submitted in the collection, grouped by building and grade
 - Printable, but is a large file
- Alpha List with FTE > 0
 - Same as the Alpha List but filters off students that have no FTE
- Alpha List for Download
 - Excellent report for filtering
 - Includes additional fields only found on this report
 - Not printer friendly

U	V	VV	^	I
Days Attended	Total Possible Attendance	Seclusion	Restraint	Building Would Otherwise Attend
165	172	0	1	
153	172	0	0	34567

Address	City	Postal Code
123 MAIN ST	MARQUETTE	49855
345 CENTER BLVD	GWINN	49841



Missing Student Report

School Facility	Name	UIC	Grade
Hard Knocks K-12 Online (01111)	Bunny, Bugs	1234567890	0
Hard Knocks High School (00111)	Duck, Daffy	2345678901	10
Hard Knocks Hills School (00011)	Fudd, Elmer	3456789012	5
	Hard Knocks School District (11111) Count:		3

- Listing of students previously reported as 'continuing' but not in the current collection
- Current year SRM included
- Use this report to see if someone was missed in the current collection
- Report returns a message that no students were found if there are no missing students

Newly Enrolled Student Report

Hard Knocks School District (11111)

Hard Knocks High School (01111)

Last Name	First Name	UIC	Local Student Id	Enrollment Date	Previous District	Previous Exit Reason	Previous Special Ed	Previous English Learner (EL) Eligibility	Previous Homeless	Previous Migrant Eligible	Previous Immigrant	Previous Section 504
Bunny	Bugs	1234567890	12345	8/30/2021	A+ Public Schools (22222)	19	No	No	No	No	No	No
Duck	Daffy	2345678901	23456	9/17/2021	Smarty Pants Charter Academy (33333)	19	Yes	No	No	No	No	No

Summary for Grade : 09

Total Records: 2

- Students that were not submitted in the previous general collection and were reported in the current general collection as continuing appear on the report
- Use report to verify that new students have all needed criteria reported
- For newly enrolled students, these fields are also available on the Snack-Pack from MiDataHub



Student Roster Report



Building	Last Name	First Name	Grade	Gender	DOB	Ethnicity	Local Id	UIC	Enrollment Date	Exit Status	Exit Date	State English Learner Exit Date	Residency	PEPE District*	School Year Flags						
															Special Ed	Migrant Eligible	Homeless	English Learner Eligible	Economically Disadvantaged	Foster care	Military Connected
Awesome Elementary School (12345)	Bugs	Bunny	06	M	07/17/2009	Multi Racial	23456	1234567890	09/02/2014	19			14	Marquette Area Public Schools (52170)	Y	N	N	N	N	N	N
Awesome Elementary School (12345)	Duck	Daisy	06	F	01/21/2010	White	34567	2345678901	09/26/2018	19			14	Marquette Area Public Schools (52170)	N	N	N	N	N	N	N

- Roster of students currently enrolled or exited by school year
- Only report that includes the School Year eligibility flags
- Includes State English Learner Exit Date
- Best run after Fall closeout as it runs from student history

Report Categories

Audit & FTE Reports

These reports include the audit form itself and reports specific to audit and factors that impact FTE.

Report Name	Report Location						Collection						
	Audit	Certified	General Reports	Grad Cohort	Sect. 25	Staging*	Early Roster & NSSR	EC	General	SRM	TSDL	Third Grade	UIC
Audit Status			X						X				
DS4061	X								X				
FTE Comparison Report		X							X				
FTE Conflict Totals by District			X						X				
FTE Summary		X				X			X				
Section 23a Summary		X								X			
Section 25 Summary Report					X					X			
Student Count by FTE status		X				X			X	X			
UPDATED Teacher Credential Verification Report	X												

Audit Status Report

Audit Status

Collection: Spring 2022 General Collection 2021-2022

Description: Displays a district's audited status sorted by district code

District	District Name	Audit Status	Narrative Status
11111	Hard Knocks Community Schools	Audited (DS4120)	Submitted
22222	A+ Public Schools	Unaudited (DS4061)	Open
33333	Smarty Pants Charter Academy	Unaudited (DS4061) - Reopened	Saved

- Shows status of the audit and narrative
- Mainly used by MDE and CEPI

Audit Form

Special Ed **General Ed** Additional Information Residency Information Summary

K-12 Pupil Membership (FTE) in General Education

Grade	FTE w/o Graded Alt Ed	FTE Graded Alt Ed Only	Total
Kindergarten	275.32	0.00	275.32
First Grade	207.13	0.00	207.13
Second Grade	211.37	0.00	211.37
Third Grade	201.21	0.00	201.21
Fourth Grade	229.18	0.00	229.18

- Only public facing MSDS report
- Students tab is only accessible by auditors

FTE Summary

K-12 Pupil Membership (FTE) in General Education			
Grade	FTE w/o Graded Alt Ed	FTE Graded Alt Ed Only	Total
Kindergarten	275.32	0	275.32
First Grade	207.13	0	207.13
Second Grade	211.37	0	211.37
Third Grade	201.21	0	201.21
Fourth Grade	229.18	0	229.18
Fifth Grade	222.26	0	222.26
Sixth Grade	212.54	0	212.54
Seventh Grade	226.71	0	226.71
Eighth Grade	223.2	0	223.2
Ninth Grade	255.36	24.17	279.53
Tenth Grade	225.02	23.6	248.62
Eleventh Grade	216.35	42.6	258.95
Twelfth Grade	210.13	73.61	283.74
Special Education	0	0	0
Total	2915.78	163.98	3079.76

- Summary of all FTE data reported in the collection



- Considered the “unofficial” DS4061

Section 23a



Month Claimed	UIC	Last Name	First Name	Date of Birth	Program Start Date	Enrollment Date	Exit Date	Exit Status	Student Id
August 2021	1234567890	Bugs	Bunny	10/30/2002	12/14/2018	6/1/2010		19	12345
August 2021	2345678901	Duck	Daffy	12/23/1999	9/2/2020	1/2/2019		19	23456

- Alphabetical listing of all 23a claims submitted
- Use to verify claims are accurate

25e Summary Report



Adjustment Type	Request Status	Date of Request	Response Date
Loss	Approved	11/29/2021	03/03/2022
Loss	Approved	01/31/2022	02/02/2022
Loss	Approved	01/31/2022	02/02/2022

Alt Ed	First Day In Attendance	Total FTE	Gen Ed FTE	Sect52 FTE	Sect53 FTE	Gen Ed Adj	Sect52 Adj	Sect53 Adj	Days Remaining
	11/16/2021	1	1	0	0	-0.5	0	0	52
	01/24/2022	1	0.68	0.32	0	-0.07	-0.05	0	12
	01/24/2022	1	1	0	0	-0.11	0	0	12
	01/24/2022	1	1	0	0	-0.11	0	0	12

- Cumulative list of Section 25e claims
- Use to track claims by and against your district
- Filter on Adjustment Type and Request Status

Student Count by FTE Status

Operating District Level FTE		
Hard Knocks Public School District (11111)		
FTE Range	Count	Percent Enrolled
FTE in Section 52 (Unaudited)		
= 1.0	142	1.43%
> 0 and < 1.00	1382	13.95%
= 0 (No FTE Claimed)	8383	84.62%
FTE in Section 53 (Unaudited)		
= 0 (No FTE Claimed)	9907	100.00%
FTE in General Ed (Unaudited)		
= 1.0	7697	77.69%
> 0 and < 1.00	1380	13.93%
= 0 (No FTE Claimed)	830	8.38%

- Includes both a summary and break down by building and grade
- Status types are 0 FTE, between 0 and 1.0 FTE, and 1.0 FTE
- Use to verify FTE accuracy

Teacher Credential Verification Report

Center for Educational Performance and Information - Michigan Student Data System

Teacher Credential Verification Report

Collection: REP EOY 2023 Collection

Entity:

Description: List of teachers and reported credentials from the corresponding REP collection

Building Code	Building Name	PIC	Last Name	First Name	Date Of Hire	Date Of Termination	On Leave	MOECS Credential Type	MOECS Credential Number	Issue Date	Expiration Date	Expired Credential Flag	REP Assignment Code	MOECS Subject Endorsement	Subject Placement Status	REP Grade Assignment	REP Education Setting Assignment	MOECS Grade Endorsement	Grade Placement Status
					10/14/1996		No	Professional Teaching Certificate		05/11/2021	06/30/2026		000NT Counselor	NT SCHOOL COUNSELOR	In	6, 7, 8		K-12	In
					09/25/1992		No	Professional Teaching Certificate		01/14/2022	06/30/2027		000EX Mathematics	EX MATHEMATICS	In	7		K-9	In

- Available for REP collections
- Lists teachers and credentials
- ISD auditors can access
 - Appropriate placement requires **grade level and content area certified educators.**
 - Failure to appropriately place teachers will result in a salary **and** a pupil membership adjustment.
- Updated in mid-January



Report Categories

Early Childhood & Early On Reports

These reports are specific to Early Childhood, Early On and GSRP.

Report Name	Report Location						Collection						
	Audit	Certified	General Reports	Grad Cohort	Sect. 25	Staging*	Early Roster & NSSR	EC	General	SRM	TSDL	Third Grade	UIC
Early Childhood Collections Status Report			X					X					
Early Childhood Count By Fiscal Entity and Program		X				X		X					
Early Childhood Gender/Race/Ethnicity		X				X		X					
Early Childhood Missing Child Report		X				X		X					
Early Childhood Special Ed Assessment Dates		X				X			X	X			
Early Childhood Special Ed Program Designation		X				X			X				
Early Childhood Student List		X				X		X					
Early On Assessment Roster		X				X			X				
Early On Student Roster		X				X			X				
GSRP Counts by Fiscal Entity and Program		X						X					
GSRP Reporting Period Summary		X				X		X					
Initial IFSP Report		X				X			X				

Early Childhood Status Report

Submitting Entity Code	Submitting Entity	Fiscal Entity Code	Fiscal Entity	EC Program Code	2021-2022 Spring Certified?	2021-2022 EOP Certified?	2021-2022 Spring Part Day	2021-2022 EOP Part Day	2021-2022 Spring School Day	2021-2022 EOP School Day	2021-2022 Spring Other	2021-2022 EOP Other
10000	Hard Knocks Public Schools	10000	Hard Knocks ISD	01 Great Start Readiness Program (GSRP)	Yes	Yes	0	0	16	16	0	0
10100	Hark Knocks Hills Public Schools	10100	Hard Knocks ISD	01 Great Start Readiness Program (GSRP)	Yes	Yes	1	1	188	191	0	0
10100	Hard Knocks Public Schools	10100	Hard Knocks ISD	02 GSRP/Head Start Blend	Yes	Yes	0	0	48	49	0	0

- Overall collection status
- Counts of students reported
- Compares current collection to previous collection

Early Childhood Count by Entity and Program

Hard Knocks ISD (00001)						
	Highest Enrollment On a Day	Served Full Day and Not Home Based	Served Half Day and Not Home Based	Served Alternate Day and Not Home Based	Part Day Home Based	
Great Start Readiness	182	182	0	0	0	
Community Based			Total Students By Delivery Method:			182
			Total Students By Program:			182
	Highest Enrollment On a Day	Served Full Day and Not Home Based	Served Half Day and Not Home Based	Served Alternate Day and Not Home Based	Part Day Home Based	
Sec 32p Early	0	0	0	0	9	
Community Based			Total Students By Delivery Method:			35
Home Based			Total Students By Delivery Method:			9
			Total Students By Program:			44
			Total Students By Fiscal Entity:			226
Hard Knocks Shores Public Schools (10000)						
	Highest Enrollment On a Day	Served Full Day and Not Home Based	Served Half Day and Not Home Based	Served Alternate Day and Not Home Based	Part Day Home Based	
Sec 32p Early	0	0	0	0	1	
Home Based			Total Students By Delivery Method:			1
			Total Students By Program:			1
			Total Students By Fiscal Entity:			1

- Counts by fiscal entity and program
- Totals half days, full days and alternative count days
- Excellent report for grant funding - many grants are based on half or full day participation

Early Childhood Missing Child & Student List

UIC	Last Name	First Name	EC Program	School Facility	Start Date	EC Comment
3456789012	Doo	Scooby	01	Not Reported	08/23/2021	HS
4567890123	Doo	Scrappy	04	Not Reported	09/07/2021	Title 1 Preschool

- Students last reported by the entity as “continuing” (absent a program end date/reason) but not reported in the current EC collection

Program Code	Student Name	UIC	DOB	Age ^	Gender	Resident LEA	School Facility	Fiscal Entity Code(s)	Provider License Number	Program Start Date	Delivery Schedule	Delivery Method	Program End Date	Exit Reason	GSRP Potential Funding	FPL Quintile	Number of Times Restrained
01 Great Start Readiness Program (GSRP)										01/30/2023	05 School-Day 4 Days Per Week	Community Based			School Day	01	0

- Roster of students reported in the collection
- Includes EC Program, Delivery Schedule & Method and other useful fields for filtering

EC Gender/Race/Ethnicity

	Native American	Asian	Black	Hawaiian	White	Hispanic	Multi Racial	Total
Female	4	11	117	2	61	3	4	202
Male	3	6	109	4	86	3	0	211
Female	0	1	0	0	0	0	0	1
Male	0	1	0	0	0	0	0	1
Program: 18 Sec 32p Early Childhood Block Grant	0	2	0	0	0	0	0	2
Female	0	1	0	0	0	0	0	1
Male	0	1	0	0	0	0	0	1
UIC	Last Name	First Name	Middle Name	DOB	Ethnicity Name			
					Asian			
Male	0	1	0	0	0	0	0	1
Female	0	0	1	0	0	0	0	1
Male	0	0	0	0	0	0	0	0
Female	4	6	116	2	61	3	4	196
Male	3	5	109	4	86	3	0	210
Female	0	4	0	0	0	0	0	4
Male	0	0	0	0	0	0	0	0

- Grouped by building, program, gender and race/ethnicity
- UIC level data available in drilldown format
- Excel version separates districts by tab

EC Special Ed Assessment Dates & EC Special Ed Program Designation

UIC	Last Name	First Name	DOB	District	Collection Reported	Certified Date	Assessment Tool	Entry Assessment Date	Exit Assessment Date	Age at Time Of Assessment	Positive Social Emotional Skills ¹	New Skills or Behaviors	Acquiring & Using Knowledge and Skills ¹	New Skills or Behaviors	Taking Action to Meet Needs ¹	New Sills or Behaviors
4565789012	Wayne	Bruce	9/20/2018	100000	Fall 2021 General Collection	11/17/2021	18	5/26/2021		2.67	3		3		3	

- Active students in the collection and their assessment dates
- Looks at previous collections to see if an entry/exit assessment was completed by any school district
- A General Collection report, not an Early Childhood Collection report

School Facility	Last Name	First Name	UIC	Student Id	Date Of Birth	Age In Months*	IFSP Date	Program Designation
12345	Parker	Peter	8901234567	1111	5/4/2019	29	1/29/2021	271
12345	Dent	Harvey	7890123456	2222	6/12/2020	15	4/1/2021	271

- Student reported in the collection with special education reported and the program
- Also a General Collection report

Early On Assessment Roster & Student Roster

School / Facility	UIC	Local Student ID	Last Name	First Name	Date of Birth	Ethnicity	Assessment Date	Type of Assessment	Social Relationships	New Social Relationships	Knowledge Skills	New Knowledge Skills	Actions	New Actions
		A				White	12/18/2023	Entrance	6		6		5	
		A				White	10/26/2022	Exit	6	Yes	5	Yes	4	Yes

- Listing of Early On students with Part C assessment data

Last Name	First Name	UIC	DOB	Local Student ID	Ethnicity	IFSP Date	Service Codes	Primary Service Setting	Timely Start of Service	Is Initial IFSP	Part C Exit Date	Part C Exit Reason	Transition IFSP	Transition Conference
Ingals	Laura	8901234567	09/04/2018	10000	White	06/22/2021	802, 818	31	1	No	09/02/2021	34	12	
Olsen	Nellie	9012345678	03/01/2019	10001	White	03/26/2021	813, 818	31	1	No			01	01

- Listing of students reported with the Early On component

GSRP Counts by Entity & Program

GSRP Reporting Period Summary

Submitting Entity and Program	Count
Hard Knocks ISD (10000)	
GSRP Part Day	0
GSRP School Day (equates to 2 part day slots)	49
GSRP/Head Start Blend (equates to 1 part day slot)	0
Subtotal Part Day Slots Reported	98
Children in this table are only counted once per fiscal entity using the rules on the following page.	
Unduplicated Fiscal Entity Totals Reported	
GSRP Part Day	0
GSRP School Day (equates to 2 part day slots)	49
GSRP/Head Start Blend (equates to 1 part day slot)	0
Total Part Day Slots Reported	98

Hard Knocks Elementary School (00001)	Count
GSRP All	8
GSRP School Day	8
GSRP Part Day & GSRP-Head Start Blend	0
Hark Knocks Hills Elementary (00002)	Count
GSRP All	16
GSRP School Day	16
GSRP Part Day & GSRP-Head Start Blend	0
Total for Fiscal Entity: Hard Knocks ISD (10000)	Count
GSRP All	24
GSRP School Day	24
GSRP Part Day & GSRP-Head Start Blend	0

- Report available to ISD users
- ISD uses report to verify how many GSRP slots they have available
- Undergoing redesign

- Report available to district users
- Counts by building of children receiving GSRP services
- Undergoing redesign

Initial IFSP Report

Building	Special Ed Students	Early On Students	Students with Initial IFSP	Percentage of Initial IFSP to Special Ed Students	Percentage of Initial IFSP to Early On Students	Number of Late Initial IFSPs	Number of On Time IFSPs
Early Childhood Services (00010)	3	15	3	100%	20%	0	2
Hard Knocks ISD Center Programs (00011)	91	3	0	0%	0%	0	0
Totals	94	18	3	3.19%	16.67%	0	2

Building	UIC	Local Student ID	Last Name	First Name	DOB	Referral Date	Referral Agency	Timeliness	Result
Early Childhood Services (00010)	3456789012	10001	Brown	Charlie	12/21/2019	05/18/2021	Human Services	10	03
Early Childhood Services (00010)	4567890123	10002	Patty	Peppermint	07/25/2019	08/10/2021	Physician	01	03

- Listing by General Collection of all students reported with the Initial IFSP Component
- First tab includes summary
- Second tab has student level data

Report Categories

Economically Disadvantaged Reports

These reports focus on Economically Disadvantaged and Direct Certification.

	Report Name	Report Location						Collection							
		Audit	Certified	General Reports	Grad Cohort	Sect. 25	Staging*	Early Roster	EC	General	Nonpublic Roster	SRM	TSDL	Third Grade	UIC
Econ Disadvan	Direct Certification Download Status			X											
	Direct Certification Student Status			X											
	Economically Disadvantaged Students		X							X		X			

Economically Disadvantaged Students

Building	Eligible Free	Eligible Reduced	Directly Certified Extended Eligibility (Free)	Directly Certified (Free)	Directly Certified (Reduced)	Migrant	Homeless	Unduplicated Economically Disadvantaged Count
	0	0	0	107	1	0	0	108
	35	1	0	46	1	0	0	50
	22	1	0	47	2	0	1	49
	118	8	1	122	0	0	2	152
	130	0	0	96	2	0	0	131
	116	1	1	141	1	0	3	154
	42	1	0	50	1	0	3	56
	2	0	0	3	0	0	0	3
	173	8	1	166	5	0	7	241
	215	0	0	414	6	0	1	420
District Totals	853	20	3	1192	19	0	17	
Unduplicated District Total								1364

Building	Last Name	First Name	UIC	Student ID	Grade	Gender	DOB	Ethnicity	SNE ¹	Directly Certified (Free) ²	Directly Certified (Reduced) ²	Migrant Eligible ²	Homeless ²
01238	Solo	Han	234567890	11111	00	M	10/24/2015	White	1	Y	N	N	N
01238	Skywalker	Luke	345678901	22222	00	F	03/04/2016	American Indian or Alaska Native	1	Y	N	N	N
01238	Fett	Boba	456789012	33333	01	M	09/20/2014	MultiRacial*	1	Y	N	N	N

- Continuing students who are Directly Certified, Migrant, Homeless, or reported as eligible for free or reduced-price, or extended eligibility for milk or meals
- Sheet one is a summary
- Sheet two has student details (must have SNE rights)
- Emphasis on review at Fall

Discipline & Consequence Summary

District: Hard Knocks Public Schools	Total	
Special Education Students Reported as Expelled	0	

District: Hard Knocks Public Schools	Action Total	Incident Total
30 Illicit Drug	6	6
2 Out-Of-School Suspension	6	
56 Other	119	118
1 In-School Suspension	79	
2 Out-Of-School Suspension	40	
61 Physical Violence without injury	6	6
1 In-School Suspension	2	
2 Out-Of-School Suspension	4	
62 Tobacco	9	9
2 Out-Of-School Suspension	9	
Total for Hard Knocks Public Schools:	140	139

- Count of students by incident or disciplinary action type
- Summary on sheet one
- Each building has a separate sheet

- Last sheet includes data keys for Incident, Consequence and Follow Up
- Second-to-last sheet includes a summary of Special Ed students removed more than 10 days

07 Seventh Grade											Initial Consequence		Secondary Consequence		Other Consequence					
Last Name	First Name	UIC	Gender	Race	Special ED	Serious Body Injury	Sexual Assault	Date of Incident	Incident Type	Incident ID	Type	Start Date	Days	Type	Start Date	Days	Type	Start Date	Days	
Fudd	Elmer	2345678901	M	White				05/18/2022	56	44121	1	05/19/2022	1							
Bunny	Bugs	1234567890	M	White				04/28/2022	56	44047	1	04/28/2022	0.5	2	04/29/2022	1				
Bunny	Bugs	1234567890	M	White				06/06/2022	56	44179	1	06/07/2022	1							
07 Seventh Grade: # of Incidents:																			3	
07 Seventh Grade: # of Special Ed Incidents:																			2	

District Special Education Report & Download

Building Name	Grade	UIC	First Name	Last Name	Local Student ID	Ethnicity	Plan Date	Type of Plan	Primary Disability	Primary Program Code	Primary Service Code	Primary Ed Setting	Placed By Other District	Section 52 FTE	Section 53 FTE	Is Initial IEP
Hard Knocks Middle School	Grade 05	345678901	Jane	Austen	11111	000010	2022-01-28	IEP	05	120	290	13		1.00		No
Hard Knocks Middle School	Grade 06	456789012	Charlotte	Bronte	22222	000010	2022-03-03	IEP	20	194		12		0.26		Yes

- Roster of students reported with a primary disability code.
- Each building appears on a separate tab when running the standard version in Excel.
- Data are included on a single sheet when running the Download version in Excel.



Early Middle College Roster

Early Middle College Roster Report

Collection: Spring 2024 General Collection 2023-2024

School Facility	EMC Consortia	Student Name	UIC	DOB	Gender	Ethnicity	Grade	Res LEA	Res Cd	First Reported	Exit Cd	Exit Date	SE Prog Code	LEP Prog Code	Associate Degree Award	60 College Credits Award	Professional Certification Award	MEMCA Certificate Award	Registered Apprenticeship Award
Hard Knocks School District (01234)	Middle Michigan EMC (12345)	Mouse, Mickey	1234567890	08/27/2007	F	White	11	81010	14	Fall 2021	19	2/10/2024		16	X			X	

- Roster of EMC students including Consortia
- Demographics as well as Special Ed and LEP program codes
- Additional Awards



Exit Status Count

Exit Status (Codes 01-21, 30, 40-42)	Count	Percent
00 Not enrolled	14	0.41%
01 Graduated from general education with a high school diploma	3	0.09%
02 Graduated from general education with a high school diploma	189	5.53%
03 Graduated from an alternative program with a high school	47	1.38%
04 Graduated from general education with a high school diploma	0	0.00%
05 Completed general education with an equivalency certificate (GED)	9	0.26%
06 Completed general education with other certificate	0	0.00%
07 Dropped out of school	12	0.35%
08 Enrolled in another public school district in Michigan	20	0.59%
09 Moved out of state	15	0.44%
10 Expelled from the school district (no further services)	0	0.00%
11 Enlisted in military or Job Corps prior to graduation	0	0.00%
12 Deceased	1	0.03%
13 Adjudicated	0	0.00%
14 Enrolled in home school	5	0.15%
15 Enrolled in non-public school	0	0.00%
16 Unknown	3	0.09%

- Student count by Exit Status Code, including all students, for a collection
- Grouped by building, grade and exit
- Drilldown format includes UIC level data

District	School	Exit Status (Codes 01-21, 30, 40-42)	Count																																
			3416																																
			698																																
			417																																
			117																																
		19 Expected to continue in the same school district	117																																
		<table border="1"> <thead> <tr> <th>Last Name</th> <th>First Name</th> <th>Gender</th> <th>DOB</th> <th>UIC</th> <th>Local Student ID</th> <th>Grade</th> <th>Exit Date</th> </tr> </thead> <tbody> <tr> <td></td> <td></td> <td>M</td> <td></td> <td></td> <td></td> <td>00</td> <td></td> </tr> <tr> <td></td> <td></td> <td>M</td> <td></td> <td></td> <td></td> <td>04</td> <td></td> </tr> <tr> <td></td> <td></td> <td>F</td> <td></td> <td></td> <td></td> <td>05</td> <td></td> </tr> </tbody> </table>	Last Name	First Name	Gender	DOB	UIC	Local Student ID	Grade	Exit Date			M				00				M				04				F				05		
Last Name	First Name	Gender	DOB	UIC	Local Student ID	Grade	Exit Date																												
		M				00																													
		M				04																													
		F				05																													

Gender/Race/Ethnicity Count

Hard Knocks Middle School										
Grade Level	Gender	Code:	1	2	3	4	5	6	Multi	Total
Grade 05										
	Males		0	0	0	0	1	0	0	1
	Total		0	0	0	0	1	0	0	1
Grade 06										
	Females		1	0	1	0	94	2	6	104
	Males		4	1	1	0	97	5	11	119
	Total		5	1	2	0	191	7	17	223
Grade 07										
	Females		4	1	4	0	96	1	10	116
	Males		1	2	1	0	106	0	9	119
	Total		5	3	5	0	202	1	19	235
Grade 08										
	Females		0	0	1	0	87	1	10	99
	Males		6	1	1	0	113	3	10	134
	Total		6	1	2	0	200	4	20	233

- Count by grade of gender and race/ethnicity totals
- Drilldown format has UIC level data

Initial IEP Report

Building	Special Ed Participants	Students with Initial IEP	Percentage of Initial IEP to Special Ed Students	Students Found Eligible	Students Found Ineligible	Eligible Students Declining Services	Number of Late Initial IEPs	Number of On Time IEPs	Number of IEPs Not Completed
11111	92	26	28.26%	23	3	0	0	26	0
22222	68	6	8.82%	6	0	0	0	6	0
33333	108	4	3.70%	4	0	0	1	3	0
Totals	268	36	13.43%	33	3	1	1	35	0

- List of all students in the collection reported with the Initial IEP Component
- Summary on sheet one
- Sheet two contains student level data

Program Participation Counts

Operating District	
Hard Knocks Public Schools (11111)	
Program	Count
Alternative Education	178
Developmental Kindergarten	52
Early/Middle College Participant	21
English Learner	8
Immigrant	9
International Student	9
Military Connected Student	12
Out-of-State Resident	0
Personal Curriculum	2
Seat-Time Waiver Participant	0
Sec. 6(4)(l)(ii) Pupil Count Exception	11
Section 31a At Risk	2205
Section 504	219
Special Education	535
Title I Targeted Assistance Program	220
Total:	3481

- Top section has district totals
- Bottom section has building and grade breakdown
- Drilldown format also available
- New Tribal codes will be included when live



Hard Knocks Middle School (01111)	
05 Fifth Grade	
Section 31a At Risk	2
Special Education	2
05 Fifth Grade Count:	4
06 Sixth Grade	
English Learner	1
Section 31a At Risk	180
Section 504	17
Special Education	42
06 Sixth Grade Count:	240
07 Seventh Grade	
English Learner	2
Section 31a At Risk	153
Section 504	19
Special Education	38
07 Seventh Grade Count:	212
08 Eighth Grade	
English Learner	1
Section 31a At Risk	179
Section 504	22
Special Education	32
08 Eighth Grade Count:	234
Hard Knocks Middle School (01111) Count:	690

Residency Status Count

Residency Status	Count
01 Non-K-12 district	24
02 Section 105 school of choice (within same ISD)	391
04 Non-public school student (Non-Resident)	17
06 All other non-resident students	19
08 Non-public school student (Resident)	99
14 All other resident students	2801
15 Home-schooled resident	6
District Total:	3357

05 Fifth Grade	
Residency Status	Count
02 Section 105 school of choice (within same ISD)	1
05 Fifth Grade Count:	
	1

- Count of continuing students by residency code, grouped by building and grade
- UIC level data available in the drilldown format

						Count
						3357
⊕						692
⊖						413
⊕ 02 Section 105 school of choice (within same ISD)						55
⊕ 06 All other non-resident students						1
⊖ 14 All other resident students						357
Last Name	First Name	Grade	Gender	DOB	UIC	Local Student ID
		05	M			015153
		05	F			016787
		05	M			015070
		05	M			016668

Student Count by Grade or Setting

Student Count by Primary Ed Setting

Code	Definition	Count
00	Kindergarten	297
01	First Grade	230
02	Second Grade	228
03	Third Grade	219
04	Fourth Grade	254
05	Fifth Grade	242
06	Sixth Grade	236
07	Seventh Grade	249
08	Eighth Grade	239
09	Ninth Grade	287
10	Tenth Grade	255
11	Eleventh Grade	268
12	Twelfth Grade	300
14	Special Education Transition	4
30	Early Childhood/Early On (Below Kindergarten level)	49
District Total:		3357

Middle School		
Code	Definition	Count
05	Fifth Grade	1
06	Sixth Grade	221

Educational Setting	Count
Educational Setting Age Birth-2:	
31 Home	0
38 Other Setting	0
41 Community-Based Setting	0
Total For Educational Setting Age Birth-2:	
Educational Setting Age 3-5:	
22 Early Childhood Special Education Program	34
23 Home	0
25 Residential Facility	0
26 Separate School	0
27 Service Provider Location	7
46 Regular EC program at least 10 hrs/wk, majority of SE hrs. in EC program (A1)	2
47 Regular EC program at least 10 hrs/wk, majority of SE hrs. in other location (A2)	1
48 Regular EC program less than 10 hrs/wk, majority of SE hrs. in EC program (B1)	0
49 Regular EC program less than 10 hrs/wk, majority of SE hrs. in other location (B2)	1
Total For Educational Setting Age 3-5:	
Educational Setting Age 5-21:	
02 Public or Private Special Education School Building at Public Expense	0
03 Public or Private Residential Facility at Public Expense	0
05 Correctional Facility	0

- Counts by Grade or Primary Ed Setting
- Both reports run for continuing students only
- Only students active in special ed as of the count date are included on the Primary Ed Setting Report

Report Categories

TSDL Reports

These reports are specific to the TSDL Collections.

	Report Name	Report Location						Collection						
		Audit	Certified	General Reports	Grad Cohort	Sect. 25	Staging*	Early Roster & NSSR	EC	General	SRM	TSDL	Third Grade	UIC
TSDL	General TSDL Missing Student Report		X				X					X		
	Migrant Student List		X				X					X		
	NEW TSDL Local Course SCED Crosswalk		X				X					X		
	TSDL Student Roster			X								X		
	TSDL Students Not Previously Reported		X				X					X		

Missing Student Report & Students Not Previously Reported

General TSDL Missing Students Report

Collection: General Teacher Student Data Link 2021-2022

Description: List of all non-migrant students who were reported in the Fall or Spring General Collection with FTE > 0 for the current school year and were not reported in the General TSDL Collection.

No information was returned matching the criteria selected

- If students are missing their facility, grade, name, UIC, enrollment & exit dates, exit code and residency will be listed

Building Name	Building Code	UIC	Last Name	First Name
Hard Knocks High School	11111	23456789012	Dog	Snoop

- List of all students reported in the TSDL Collection who were not previously reported in MSDS by the district/entity during the school year.
- Students on the list need to be reported in a MSDS general/SRM collection prior to certifying the TSDL Collection

Student Roster & Migrant Student List

Teacher PIC	Teacher Last Name	Teacher First Name	SCED Code	Local Course Code	Local Course Section ID	Local Course Name	UIC	Local Student ID	Student Last Name	Student First Name	Student Grade Level	Final Course Grade	High School Credits Granted	College Credit	Completion Status	Virtual Method Type	Mentor PIC	Course Type	Early Middle College Student	Course Funding Program
23456	PIGGY	MISS	1111	1ART	1EMP1	1st Gr Art	4567890123	33333	Simpson	Bart	01				WE	NV		01 - Regular		

- Roster of students by Course and Teacher and includes the Final Course Grade, Credits Granted and Completion Status.
- Large file, must be run by building

School Facility	Last Name	First Name	UIC	Student Id	Grade	Migrant Enroll Date	Enrollment Date	Exit Date	Exit Status	Last TSDL Certification
11111	Aurelius	Marcus	2345678901	33333	02	9/1/2021	1/25/2022		19	7/25/2022
11111	Caesar	Julius	6789012345	44444	03	9/1/2021	1/25/2022		19	7/25/2022

District Totals: 2

- Alphabetical listing of migrant-eligible students reported in any General or SRM collections, through the TSDL certification deadline
- Use report to determine which students need to be reported in the Migrant TSDL collection

Report Categories

UIC Reports

These reports are UIC specific and focus on resolution and verification.

	Report Name	Report Location						Collection							
		Audit	Certified	General Reports	Grad Cohort	Sect. 25	Staging*	Early Roster	EC	General	Nonpublic Roster	SRM	TSDL	Third Grade	UIC
UIC	Duplicate UIC Report						X			X					
	List of Changed UICs						X	X	X	X		X	X		X
	List of New UICs Created						X	X	X	X		X	X		X
	List of Positive Matches						X	X	X	X		X	X		X
	List of Resolved UICs						X	X	X	X		X	X		X
	List of Unresolved Possible Matches						X	X	X	X		X	X		X
	UIC Resolution Detail						X	X	X	X		X	X		X
	UIC Resolution Summary						X	X	X	X		X	X		X
	UIC Resolver List			X			X	X	X	X		X	X		X

UIC Reports

UIC Resolution Status

Requires Resolution	0
Match Found	76
Used Previous Resolution Result	0
New UIC Generated	0
New UIC Requested	0
Not Eligible for Resolution	0
Pending Resolution	0
Processing Resolution	0
Requires New UIC Not Allowed for Collection	0
UIC Request Denied	0
UIC Resolution Failed	0

UIC Resolution Reports

Select a report: ▼

Select a report:

- List of Changed UICs
- List of New UICs Created
- List of Positive Matches
- List of Resolved UICs
- List of Unresolved Possible Matches
- UIC Resolution Detail
- UIC Resolution Summary
- UIC Resolver List

UIC Resolution Detail

Collection: Student Record Maintenance 2021-2022

Description: List by students of all UIC results

UIC Resolution Status	UIC	First Name	Middle Name	Last Name	Date of Birth	Gender	Student ID (Membership)
Match Found	9876543210	Elizabeth		Stanton	2004-09-30	F	777777
Match Found	9876543210	Elizabeth		Cady Stanton	2004-09-30	F	777777

- Listing by student of all UIC results.
- CSV version of the report can be used to populate a student information system

Report Categories

Validation & Status Reports

These reports validate submitted data and report collection status.

	Report Name	Report Location						Collection							
		Audit	Certified	General Reports	Grad Cohort	Sect. 25	Staging*	Early Roster	EC	General	Nonpublic Roster	SRM	TSDL	Third Grade	UIC
Validation & Status	Collection Status Report			X				X	X	X			X		
	Staging Summary						X	X		X		X			X
	Validation Detail						X	X	X	X		X	X		X
	Validation Summary						X	X	X	X		X	X		X

Validation Reports

Validation Status

Errors Exist	0
Error Free with Warnings	9
Error Free with No Warnings	67
Pending Validation	0
Processing Validation	0
Validation Failed	0

Validation Reports

Select a report: ▼

- Select a report:
- Validation Detail
- Validation Summary

- Sortable list of individual errors and warnings at the student record level. Filter by multiple options.

Validation Detail

Collection: Student Record Maintenance 2021-2022
Description: List of errors and warnings at the student level.

School/Facility	Component	Characteristic	Error Type	Student ID	UIC	Name	Error Description	Error Details
Middle School	SpecialEducation	Plan Date	Warning	222222	2345678901	Potter, Harry	Plan Date indicates this student's IEP / IFSP occurred more than 1 year ago and may be out of compliance.	Plan Date is 2020-11-02 The As of Date is 4/4/2022
High School	Enrollment	District Exit Date	Warning	33333	5678901234	Weasley, Ron	The District Exit Date can be a future date within the current school year only.	DistrictExitStatus is 02 and the School Year End Date is 06/30/2022

Other General Helpful Tips:



- **Watch out for leading zeros in Excel.**
- **Run and save all of your reports:**
 - **Do each collection.**
 - **Watch CEPI announcements on school year rollover (mid September yearly).**
- **Drilldown reports can also be exported.**
- **Watch for report references in Data Quality notifications.**
- **Utilize reports on www.MISchoolData.org.**

What's new in MSDS reporting?

What's new in MSDS reporting

To streamline and improve reporting efficiencies, we have made the following recent changes:

- Early On Assessment Roster & Early Childhood Special Ed Assessment Date Report
 - Filter for Part C exit status removed
 - Removed Assessment Tool, Parent Input and Parent Input Date
- Economically Disadvantaged Report
 - Updated to also include Early Childhood
 - Extended Eligibility (Free) added
 - SNE codes 1, 2, and 5 are included
- Teacher Credential Report
 - MOECS Credential Number and Grade Endorsement added
 - REP Assignment Code and Education Setting added
 - Subject Placement and Grade Placement added

What's New in MSDS Reporting

To streamline and improve reporting efficiencies, we have made the following recent changes:

- TSDL Student Roster
 - Removed closed buildings and buildings with no students reported from drop down menu
 - Added all buildings with reported students, including nonpublic buildings
- EMC Student Roster
 - Report was created
 - Added First Reported
- Initial IFSP Report
 - Filter for Part C exit and continuing exit status removed
 - New IFSP Results codes 05, 06 and 07 added

What's New in MSDS Reporting

To streamline and improve reporting efficiencies, we have made the following recent changes:

- TSDL Missing Student Report
 - Now captures students reported in EOY and SRM collections, in addition to Fall and Spring
 - Removed the filter for FTE
- Newly Enrolled Students Report
 - Updated to include students that left a district for a collection, but returned in the next
- Early Childhood Missing Student Report
 - Excludes children that have moved to a different entity within the district

What's new in MSDS reporting

Changes in progress:

- Early Childhood Special Ed Assessment Dates
 - To include both students with the EC SE Component in the current collection AND children under age 7 that had it reported in the past by any entity.

- Early Childhood Count by Fiscal Entity & Program

- Full redesign of grouping
- Delivery Method and Delivery Schedule columns added
- GSRP Extended added

Program	Delivery Method	Part-Day 4 Days Per Week	Part-Day 5 Days Per Week	Full-Day 4 Days Per Week	Full-Day 5 Days Per Week	GSRP Extended Week/Year	Served by Family or Group Child-Care Provider	Other Schedule
Great Start Readiness Program (GSRP)	School Based	184	12	0	0	3	0	0
Great Start Readiness Program (GSRP)	Community Based	0	0	0	0	0	0	0
GSRP/Head Start Blend	Community Based	0	0	0	407	0	0	0
Head Start	School Based	22	44	16	52	0	0	0
Head Start	Community Based	1	0	0	0	0		
Title I Preschool	School Based	12	12	60	70	0	0	0
Early Head Start	School Based	50	40	40	50	0	0	0
Section 32p Early Childhood	Community Based	8	10	12	14	0	0	0
Section 32p(4) Home Visitation	Home Based	0	0	0	0	0	2	0
Early Head Start - Child Care Partnership	Community Based	0	0	0	0	0	6	0
GSRP-Wait List	None - Waitlist	0	1	0	0	0	0	0
Michigan Strong Beginnings	School Based	16	12	3	17	0	0	0
Total Students By Delivery Schedule:		293	131	131	610	3	8	0
Total Students By Fiscal Entity:		1176						

What's new in MSDS reporting

Changes in progress:

- GSRP Reporting Period Summary
 - Part Day and Head Start are now separate categories
 - Extended Week/Year added

Bailey Early Childhood Center (00431)		Count
GSRP School Day		10
GSRP Part Day		5
GSRP Extended Week/Year		5
GSRP-Head Start Blend		1
Total		21

What's new in MSDS reporting

Changes in progress:

- New report: TSDL Virtual Student Roster
 - Includes UICs by building, and all Virtual Methods reported
 - Only students with a Virtual Method are included

TSDL Virtual Student Roster

Collection: General Teacher Student Data Link 2022-2023

Entity: Marquette Area Public Schools (52170)

Roster of virtual students by Building, with Virtual Method


Building	UIC	Local Student ID	Student Last Name	Student First Name	Grade	Blended Learning	Online Course	Digital Learning
Bothwell Middle School(06268)	2222222222	23456	Bunny	Bugs	8	X	X	
Cherry Creek Elementary School(07822)	4444444444	45678	Duck	Daffy	4			X
Marquette Senior High School(02389)	1111111111	12345	Fudd	Elmer	12		X	X
Vandenboom Alternative High School(07755)	3333333333	34567	Runner	Road	11		X	

Questions?

KorrochB@michigan.gov

Contact CEPI Customer Support at:

CEPI@michigan.gov (517) 335-0505



Thank you.



**CENTER FOR EDUCATIONAL
PERFORMANCE AND INFORMATION**