
Pupil Accounting in Infinite Campus

MPAAA 2024

Programs / State Programs / Program Participation

Programs (MSDS Codes)

Student Information > Program Administration > Program Setup

☰
🔍
Infinite Campus
23-24 CCRESA: Car

Main Menu

- Instruction >
- Student Information >
- Attendance Office >
- Behavior Office >
- Census >
- Communication >
- Employee Self Service >
- Fees >
- FRAM >
- Grading & Standards >

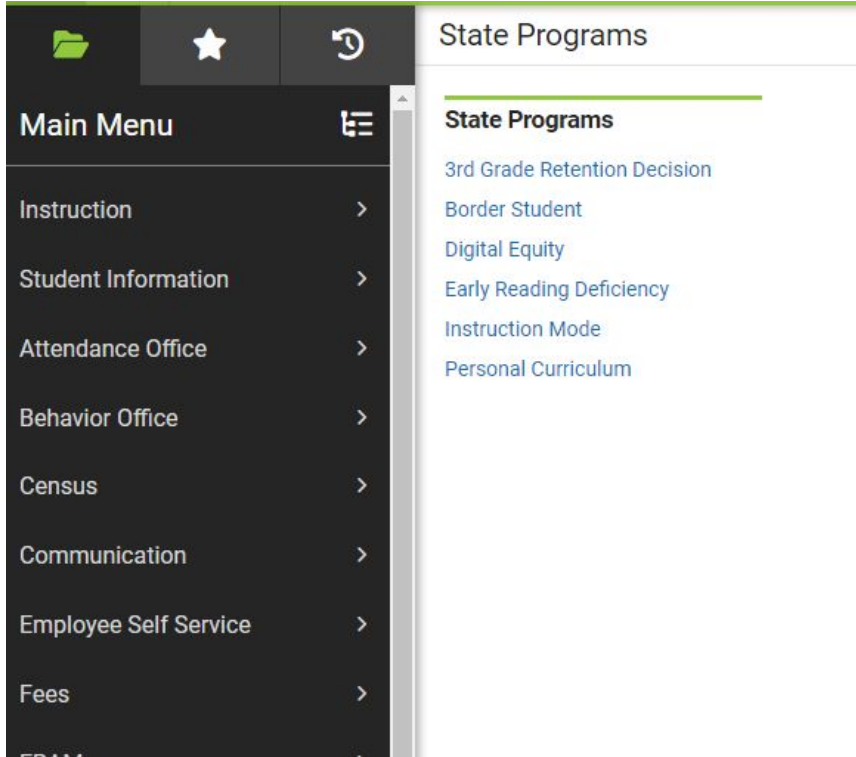
Conditions	Compliance Label Setup	Medication Name Setup	Batch Service Log Entry Wizard	Medicaid Insurance Setup
Daily Health Log	Condition Setup	Observation Type Setup	Medicaid Insurance	Medicaid Service Provider Setup
Health Contact Log	Health Complaint Type Setup	Referring Provider Setup	Medicaid Service Log	Medicaid Services Setup
Health Documents	Health Discharge Type Setup	Treatment Setup	Medicaid Services	Medicaid Settings
Immunizations	Intervention Type Setup	Vaccine Exemption Setup		
Medications	Medication Form Setup	Vaccine Setup		
Office Visits				
Office Visits History				
Screenings				

PLP	PLP Administration	Program Administration	Program Participation
PLP Caseload	PLP Plan Type Setup	Academic Plan Progress Batch Report	Early Childhood
PLP Contact Log	PLP Progress Option Setup	Academic Plan Status Report	Foster Care
PLP Documents	PLP Service Position Setup	Academic Program Setup	Homeless
PLP Team Members	PLP Service Provider Setup	Batch Program Assignment Wizard	Federal/State Program Update Wizard
	PLP Services Setup	Course Plan Administration	Flags Setup
	PLP Template Bank Setup	Course Plan Batch Report	Graduation Program Setup
		English Learners (EL)	Program Sessions Setup
		Accommodation Type Setup	Program Setup

Programs Editor	
Name	Code
21st Century Community Learning Center Program	7760
Alternative Education	9220
Developmental Kindergarten	9230
Early/Middle College Participant	3500
Immigrant	9130
International Student	9120
Migrant Education	MIGRANT
Out-of-State Resident	9110
Seat-Time Waiver Participant	9229
Sec. 6(4)(l)(ii) Pupil Count Exception	9222
Section 31a At Risk	3060
Section 504	9210
TAS Instruction English (ESL) for EL Students	6012
TAS Instruction Mathematics	6013
TAS Instruction Other	6017
TAS Instruction	6011
Reading/Language Arts	
TAS Instruction Science	6014

State Programs

Student Information > State Programs



- Border Student (Residency)
- Digital Equity
 - <https://kb.infnitecampus.com/help/state-digital-equity-information-michigan-digital-equity>
- Early Reading Deficiency (35a funding)
- Institution Mode
 - <https://kb.infnitecampus.com/help/michigan-instruction-mode>
- Personal Curriculum

Program Participation

Student Information > Program Participation

The screenshot displays a web application interface. On the left is a dark navigation menu with a 'Main Menu' header and a list of items: Instruction, Student Information, Attendance Office, Behavior Office, Census, Communication, and Employee Self Service. Each item has a right-pointing chevron. Above the menu are three icons: a folder, a star, and a refresh symbol. The 'Student Information' item is selected, and a sub-menu is open to the right. This sub-menu has a title 'Program Participation' and a list of three items: 'Early Childhood', 'Foster Care', and 'Homeless', each in blue text. A green horizontal line is positioned above the sub-menu items.

- Program Participation
 - Early Childhood
 - Foster Care
 - Homeless

Program Codes (MSDS Codes)

Programs (MSDS Codes)

Student Information > Program Administration > Program Setup

☰
🔍
Infinite Campus
23-24 CCRESA: Car

Main Menu

- Instruction >
- Student Information >
- Attendance Office >
- Behavior Office >
- Census >
- Communication >
- Employee Self Service >
- Fees >
- FRAM >
- Grading & Standards >

Conditions	Compliance Label Setup	Medication Name Setup	Batch Service Log Entry Wizard	Medicaid Insurance Setup
Daily Health Log	Condition Setup	Observation Type Setup	Medicaid Insurance	Medicaid Service Provider Setup
Health Contact Log	Health Complaint Type Setup	Referring Provider Setup	Medicaid Service Log	Medicaid Services Setup
Health Documents	Health Discharge Type Setup	Treatment Setup	Medicaid Services	Medicaid Settings
Immunizations	Intervention Type Setup	Vaccine Exemption Setup		
Medications	Medication Form Setup	Vaccine Setup		
Office Visits				
Office Visits History				
Screenings				

PLP	PLP Administration	Program Administration	Program Participation
PLP Caseload	PLP Plan Type Setup	Academic Plan Progress Batch Report	Early Childhood
PLP Contact Log	PLP Progress Option Setup	Academic Plan Status Report	Foster Care
PLP Documents	PLP Service Position Setup	Academic Program Setup	Homeless
PLP Team Members	PLP Service Provider Setup	Batch Program Assignment Wizard	
	PLP Services Setup	Course Plan Administration	
	PLP Template Bank Setup	Course Plan Batch Report	
		English Learners (EL) Accommodation Type Setup	
			Program Setup

Programs Editor

Name	Code
21st Century Community Learning Center Program	7760
Alternative Education	9220
Developmental Kindergarten	9230
Early/Middle College Participant	3500
Immigrant	9130
International Student	9120
Migrant Education	MIGRANT
Out-of-State Resident	9110
Seat-Time Waiver Participant	9229
Sec. 6(4)(i)(ii) Pupil Count Exception	9222
Section 31a At Risk	3060
Section 504	9210
TAS Instruction English (ESL) for EL Students	6012
TAS Instruction Mathematics	6013
TAS Instruction Other	6017
TAS Instruction Reading/Language Arts	6011
TAS Instruction Science	6014

Programs (MSDS Codes)

The Programs tab lists every program offered at the district or school. These programs may be after school clubs, intramural sports, community education, or anything else the district deems is a program.

The screenshot displays the 'Programs' tab in a software interface. At the top, there are navigation tabs: 'Graduation Programs', 'Academic Programs', 'Programs' (selected), and 'Program Sessions'. Below the tabs is a toolbar with icons for 'Save', 'Delete', 'New', and 'Print'. A checkbox labeled 'Show District Programs' is checked.

The 'Programs Editor' panel on the left shows a list of programs with columns for 'Name' and 'Code':

Name	Code
11t - ESSER Federal Funds	11t
21st Century Community Learning Center Program	7760
Alternative Education	9220
Developmental Kindergarten	9230
Early/Middle College Participant	3500
Immigrant	9130
International Student	9120
Migrant Education	MIGRANT
Out-of-State Resident	9110
Seat-Time Waiver Participant	9229
Sec. 6(4)(i)(ii) Pupil Count Exception	9222
Section 31a At Risk	3060
Section 504	9210
TAS Instruction English (ESL) for EL Students	6012
TAS Instruction Mathematics	6013
TAS Instruction Other	6017
TAS Instruction	6011
Reading/Language Arts	

The 'Program Detail' panel on the right shows the configuration for the selected program '11t - ESSER Federal Funds':

- Name:** 11t - ESSER Federal Funds
- Code:** 11t
- School(s):** (Empty field with 'Select All' and 'Clear' buttons)
- Description:** Federal funds to benefit students from "subgroups"-Racial/Ethnic Minority, Socio-economically Disadvantaged (F/R Lunch), Special Education, Migrant, ELL, Homeless
- Program Category:** (Dropdown menu)
- Active:**
- District Wide:**
- State Reported:**
- Sessions:** (with a question mark icon)

Create New Programs

- Click the New icon. A Program Detail editor displays.
- Enter the Name of the Program.
 - Mark (or remove) the Active checkbox as needed.
- Enter a Code for the Program, if desired.
- Select the Schools in which the Program is available.
- Enter a Description for the Program.
- Select a Program Category, if desired.
- Mark the State Reported checkbox, if applicable.
- Mark the Sessions checkbox, if applicable.
- Click the Save icon when finished. The new Program is listed in the Programs Editor Programs are listed in alphabetical order by name.

<https://kb.infinitecampus.com/help/programs-programs>

Setup for MSDS Programs

Batch Program Assignment Wizard 

Batch Assignment Tool

The Batch Assignment tool adds, deletes, or modifies the item selected in the Type field for the selected student(s).

Students can only be assigned one graduation program.

Select Type
Program

Select Filter Batch Add

Select Filters (at least one)

Select Program
21st Century Community Learning Center Program

Grade(s)
Select one or more grade levels.

Ad Hoc Filter
Select an Ad Hoc Filter

Scheduling Group/Team(s) (Optional)
Select one or more scheduling groups.

Update

Summary

Program Information

Program Name:	21st Century Community Learning Center Program	Program Category:	
Program Code:	7760	State Reported:	Yes
Description:	Student participated in an after-school or summer program funded through a 21st CCLC grant.		

Refresh Show top 50 tasks submitted between 04/16/2024 and 04/23/2024

Batch Queue List			
Queued Time	Report Title	Status	Download

Student Information > Program Administration > Batch Program Assignment Wizard

- Select Type → Select Program
- Select Program → Select desired program
- Select Mode → 3 options (Add, Delete, or Edit)

<https://kb.infinitecampus.com/help/programs-program-participation>

Setup for MSDS Programs

The screenshot shows a web-based form for setting up MSDS programs. It includes several sections: 'Select Type' with a dropdown menu; 'Select Program' with a dropdown menu showing 'Early/Middle College Participant'; 'Select Mode' with radio buttons for 'Add Participation', 'Delete Participation', and 'Edit Participation'; 'Start Date' and 'End Date' with date pickers; 'Exit Reason' and 'Location' with dropdown menus; and a 'Select Filter' section with radio buttons for 'Select Filter' (selected) and 'Batch Add'. Below this are three text input fields: 'Grade(s)' with the instruction 'Select one or more grade levels.', 'Ad Hoc Filter' with a dropdown menu, and 'Scheduling Group/Team(s) (Optional)' with the instruction 'Select one or more scheduling groups.'. An 'Update' button is located at the bottom right of the form.

Student Information > Program Administration
> Batch Program Assignment Wizard

Add Participation

- Enter **Start Date**
 - Enter **End Date** (optional, can be future dated)
 - Select **Select Filter** (*grades and/or ad-Hoc filter*)
- ! Warning ! Click Update students once**
- Duplicate records for the same program code

<https://kb.infinitecampus.com/help/programs-program-participation>

Setup for MSDS Programs

Batch Assignment Tool

The Batch Assignment tool adds, deletes, or modifies the item selected in the Type field for the selected student(s).
Students can only be assigned one graduation program.

Select Type
Program

Select Filter Select Filter Batch Add

Quick Search:
Active today: Yes
Grade: All
Name: (last name, first name)
Sort: Grade, Name

Select Program
Section 504

Select Mode
 Add Participation
 Delete Participation
 Edit Participation

Start Date
End Date

Exit Reason
Location

All Students
Selected Students

Update

Summary

Program Information

Program Name:	Section 504	Program Category:	
Program Code:	9210	State Reported:	Yes
Description:	This student is considered disabled under Section 504 of the Rehabilitation Act of 1973.		

Student Information > Program Administration > Batch Program Assignment Wizard

Add Participation - Batch Add

- Enter **Start Date**
- Enter **End Date** (optional, can be future dated)
- Select **Batch Add** (*select students individually*)
 - Quick Search: Active Today (Yes / No), Grade, Name
 - Select students from All Students, click arrow
- **! Warning ! Click Update students once**
 - Duplicate records for the same program code

Setup for MSDS Programs

Student Information > Program Administration
> Batch Program Assignment Wizard

Delete Participation

- Deletes Program record from based on **Select Filters**
-Select Filter or Batch Add

The screenshot shows a web-based form for deleting participation. On the left, there are sections for 'Select Type' (set to 'Program'), 'Select Program' (set to 'Early/Middle College Participant'), 'Select Mode' (with 'Delete Participation' selected), 'Start Date', 'End Date', 'Exit Reason', and 'Location'. On the right, there are sections for 'Select Filter' (selected), 'Batch Add', 'Select Filters (at least one)', 'Grade(s)', 'Ad Hoc Filter', and 'Scheduling Group/Team(s) (Optional)'. An 'Update' button is located at the bottom right of the form.

<https://kb.infinitecampus.com/help/programs-program-participation>

Setup for MSDS Programs

The screenshot shows a web-based form for editing participation. At the top, there are two radio buttons: "Select Filter" (which is selected and highlighted in yellow) and "Batch Add". Below this is a section titled "Select Filters (at least one)" with a text input field for "Grade(s)" and a dropdown for "Ad Hoc Filter". There is also a section for "Scheduling Group/Team(s) (Optional)" with a text input field. On the left side, under "Select Mode", there are three radio buttons: "Add Participation", "Delete Participation", and "Edit Participation" (which is selected and highlighted in yellow). Below the "Edit Participation" radio button is a checkbox labeled "Overwrite Existing Data" (highlighted in yellow). At the bottom of the form is an "Update" button. The form also includes fields for "Program", "Select Program" (set to "Early/Middle College Participant"), "Start Date", "End Date", "Exit Reason", and "Location".

Student Information > Program Administration
> Batch Program Assignment Wizard

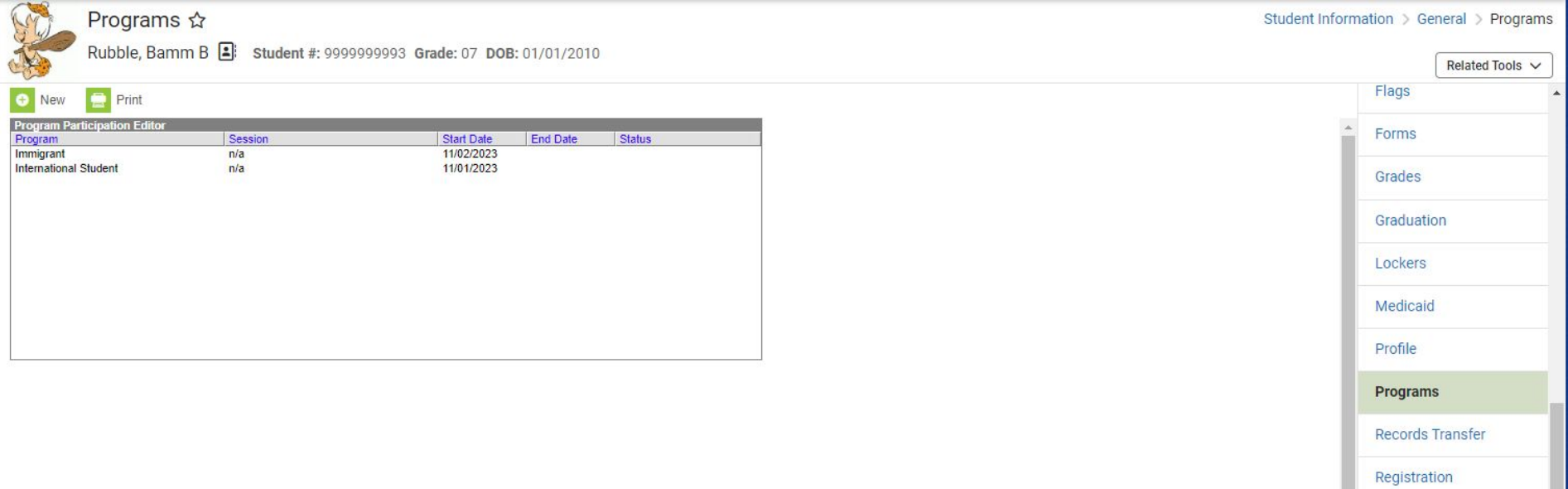
Edit Participation

- Modifies Program record from based on **Select Filters**
-**Select Filter or Batch Add**
- Use checkbox to **Overwrite Existing Data** to modify data for the program

<https://kb.infinitecampus.com/help/programs-program-participation>


Viewing Programs for individual students

Student Information > General > Programs



The screenshot displays a web application interface for viewing student programs. At the top left, there is a cartoon bee icon and the text "Programs ☆". Below this, the student's name "Rubble, Bamm B" is shown with a small ID icon, followed by "Student #: 9999999993", "Grade: 07", and "DOB: 01/01/2010". In the top right corner, a breadcrumb trail reads "Student Information > General > Programs" and a "Related Tools" dropdown menu is visible. Below the student information, there are two buttons: "New" with a plus icon and "Print" with a printer icon. The main content area is a table titled "Program Participation Editor". The table has five columns: "Program", "Session", "Start Date", "End Date", and "Status". It contains two rows of data: "Immigrant" with session "n/a" and start date "11/02/2023", and "International Student" with session "n/a" and start date "11/01/2023". On the right side of the interface, a vertical sidebar menu lists various navigation options: "Flags", "Forms", "Grades", "Graduation", "Lockers", "Medicaid", "Profile", "Programs" (which is highlighted in green), "Records Transfer", and "Registration".

Programs ☆

Rubble, Bamm B  Student #: 9999999993 Grade: 07 DOB: 01/01/2010

Student Information > General > Programs

Related Tools ▾

New Print

Program	Session	Start Date	End Date	Status
Immigrant	n/a	11/02/2023		
International Student	n/a	11/01/2023		

Flags

Forms

Grades

Graduation

Lockers

Medicaid

Profile

Programs

Records Transfer

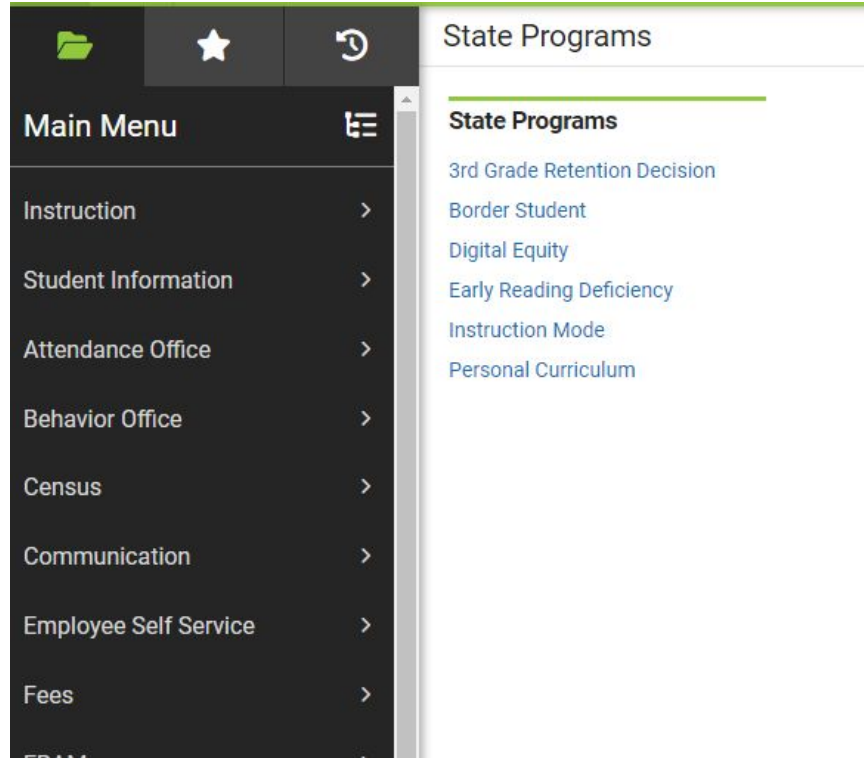
Registration

State Programs



State Programs

Student Information > State Programs



- Border Student (Residency)
- Digital Equity
 - <https://kb.infnitecampus.com/help/state-digital-equity-information-michigan-digital-equity>
- Early Reading Deficiency (35a funding)
- Institution Mode
 - <https://kb.infnitecampus.com/help/michigan-instruction-mode>
- Personal Curriculum

● Border Student (aka Residency)

Student Information > State Programs > Border Student



Border Student ☆

Rubble, Bamm B Student #: 999999993 DOB: 01/01/2010

[Student Information](#) > [State Programs](#) > [Border Student](#)

Related Tools ^

New Save Delete Print Summary Report

Residency	Start Date	End Date
14	10/04/2023	

Student Residency Detail

*Start Date:

End Date:

*Residency:

- 01: Non-K-12 district
- 02: Section 105 school of choice (within same ISD)
- 03: Section 105c school of choice (outside contiguous ISD)
- 04: Non-public school student (Non-Resident)
- 05: No cooperative agreement, no release, not exempted
- 06: All other non-resident students
- 07: Home schooled non-resident
- 08: Non-public school student (Resident)
- 09: Section 24 juvenile detention facility
- 10: For new PSAs (fall only)
- 11: School for the Deaf/blind MSB-Low Incidence Outreach
- 12: Section 6(4) (d) non-special education juvenile detention
- 13: Student with disabilities served by DCH facility
- 14: All other resident students**
- 15: Home-schooled resident

Ad-Hoc Reporting to extract Border Student data

Select categories & fields

Filter By

All Fields

- Student
 - Learner
 - State Programs
 - Border Student
 - Border Student
 - borderStudentID
 - personID
 - borderStudentGUID
 - modifiedByID
 - modifiedDate
 - startDate
 - endDate
 - borderStatus
 - comments

Selected Fields

- student.lastName
- student.firstName
- student.grade
- activeEnrollment.residentDistrict
- student.activeToday
- customEnrollment.tuitionFundedEnrollment
- borderStudent.borderStatus
- activeEnrollment.percentEnrolled
- customEnrollment.fteSection52
- borderStudent.startDate
- borderStudent.endDate
- activeEnrollment.startDate

Field Selection

ID	*Field	Operator	Value
1	student.lastName		
2	student.firstName		
3	student.grade	<>	PK
4	activeEnrollment.residentDistrict	<>	19010
5	student.activeToday		1
6	customEnrollment.tuitionFundedEnrollment		
7	borderStudent.borderStatus		14
8	activeEnrollment.percentEnrolled		
9	customEnrollment.fteSection52		
10	borderStudent.startDate		
11	borderStudent.endDate	IS NULL	
12	activeEnrollment.startDate	<=	02/14/2024

Filter Parameters

Add Function

Edit Function

● Early Reading Deficiency (35a funding)



Early Reading Deficiency ☆

Rubble, Bamm B Student #: 9999999993 Grade: 07 DOB: 01/01/2010

[Student Information](#) > [State Programs](#) > [Early Reading Deficiency](#)

Related Tools ▾

New Save Delete Print Summary Report

Early Reading Deficiency		
Start Date	End Date	Reading Deficiency Identified

Early Reading Deficiency

*Start Date End Date

*Reading Deficiency Identified

Reading Deficiency Continuation

Reading Deficiency Activities

Select Values

Comments (maximum 255 characters)

3rd Grade Retention Decision

Border Student

Digital Equity

Early Reading Deficiency

Instruction Mode

Personal Curriculum

● Digital Equity

- <https://kb.infinitecampus.com/help/state-digital-equity-information-michigan-digital-equity>



Digital Equity ☆

Rubble, Bamm B Student #: 9999999993 Grade: 07 DOB: 01/01/2010

Student Information > State Programs > Digital Equity

Related Tools ▾

New Save Delete Print Summary Report

Digital Equity Summary			
Start Date	End Date	Program Status	Created By

Digital Equity Detail	
*Start Date <input type="text"/>	End Date <input type="text"/>
Program Status <input type="text"/>	
Internet Access In Residence <input type="text"/>	Internet Barriers in Residence <input type="text"/>
Primary Internet Access Type in Res <input type="text"/>	Internet Performance <input type="text"/>
Primary Digital Device <input type="text"/>	Primary Device Access <input type="text"/>
Primary Learning Device Provider <input type="text"/>	
Comments (up to 255 characters) <input type="text"/>	

3rd Grade Retention Decision

Border Student

Digital Equity

Early Reading Deficiency

Instruction Mode

Personal Curriculum

● Instructional Mode

- <https://kb.infinitecampus.com/help/michigan-instruction-mode>



Instruction Mode ☆

Rubble, Bamm B Student #: 9999999993 Grade: 07 DOB: 01/01/2010

[Student Information](#) > [State Programs](#) > [Instruction Mode](#)

Related Tools ▾

New Save Delete Print

Instruction Mode Summary

Start Date	End Date	Instruction Mode	Created By
------------	----------	------------------	------------

Instruction Mode Detail

*Start Date End Date

*Instruction Mode

255 characters

01: In-Person
02: Hybrid
03: Remote

3rd Grade Retention Decision

Border Student

Digital Equity

Early Reading Deficiency

Instruction Mode

Personal Curriculum

● Personal Curriculum



Personal Curriculum ☆

Rubble, Bamm B Student #: 9999999993 DOB: 01/01/2010

[Student Information](#) > [State Programs](#) > [Personal Curriculum](#)

Related Tools ▾

Save

Personal Curriculum Credit

English Language Arts

Mathematics

Science

Social Studies

World Languages

Health/Physical Education

Visual, Performing & Applied Arts

3rd Grade Retention Decision

Border Student

Digital Equity

Early Reading Deficiency

Instruction Mode

Personal Curriculum

Bulk upload students in federal/state programs

Federal/State Program Updater

The Federal/State Program Updater allows federal or state program participation data to be added or edited using an import file. Federal or state program participation data records can also be added, edited, or deleted using an Ad hoc filter. For programs that allow an Owner to be specified, edit, delete, and overlapping record logic will be limited to records owned by this District or State Edition.

Select Federal Program:

Digital Equity 

Select Mode:

Import File:

Add/Edit Participation

Ad Hoc Filter:

- Add Participation
- Delete Participation
- Edit Participation

In Depth instructions:

<https://kb.infinitecampus.com/help/statefederal-program-updater>

Bulk upload students in federal/state programs

Import File: Mapping Student Identifiers

Enter the column number(s) from the import file that contain the student identifier(s):

Field Name	Column in Import File	Actions
*State ID	<input type="text" value="StateID"/>	<input type="button" value="Clear"/>

To import data, fill the Column in Import File box with the column from the Import File that corresponds with the Campus field. To batch update a field with the same value for all records, leave the column field blank. Select the Map Data button to select the action you want for each field. Leave the column field blank and do not create a field mapping if you do not have data to import or batch update for any of the non-required fields.

Field Name	Column in Import File	Actions
*Start Date	<input type="text"/>	<input type="button" value="Set Value"/> <input type="button" value="Clear"/>
End Date	<input type="text"/>	<input type="button" value="Set Value"/> <input type="button" value="Clear"/>
School of Origin	<input type="text"/>	<input type="button" value="Set Value"/> <input type="button" value="Clear"/>

Run Test or Run Tool

or

or

Refresh Show top 50 tasks submitted between 04/05/2019 and 04/12/2019

Batch Queue List	Queued Time	Report Title	Status	Download
	04/05/2019 07:12:17 PM	Foster Care Import Report	Completed	Get the report

Import Data File Sample:

1	2	3	4	5	6
StateID	StartDate	EndDate	SchoolofOrigin	Agency	DCBSfn
1951382744	070118	063019	SchoolofOrigins	Agency	FirstName L

Mapped Fields:

1
State ID
1951382744

Ad Hoc Filter: Add Participation

***Ad Hoc Filter**
Select an Ad Hoc Filter

Set the values that will be the same for all students

Field Name	Set Value
*Start Date	<input type="text"/>
End Date	<input type="text"/>
Comments	<input type="text"/>
Exit Reason	<input type="text"/>
*Program	<input type="text"/>

Auto-end overlapping records

Select Allow Overlapping Records checkbox if new records ought to be able to overlap existing records

Allow overlapping Records

Run Test or Run Tool

or

Show top tasks submitted between and

Batch Queue List			
Queued Time	Report Title	Status	Download

Program Participation

Program Participation

Student Information > Program Participation

The screenshot shows a web application interface. On the left is a dark navigation menu with a 'Main Menu' header and a list of items: Instruction, Student Information, Attendance Office, Behavior Office, Census, Communication, and Employee Self Service. Each item has a right-pointing chevron. Above the menu are three icons: a folder, a star, and a refresh symbol. To the right of the menu is a white sub-menu titled 'Program Participation' with a green underline. It lists three items: 'Program Participation' (bolded), 'Early Childhood', 'Foster Care', and 'Homeless', all with blue text.

- Program Participation
- Program Participation
- Early Childhood
- Foster Care
- Homeless

Program Update Wizard

- Can be used to update programs in bulk

The screenshot shows the Infinite Campus interface for the Federal/State Program Update Wizard. The top navigation bar is green and contains the Infinite Campus logo, a search icon, and the text "23-24 CCRESA: Career Education". On the right side of the navigation bar are icons for notifications, help, a grid, and a user profile. Below the navigation bar is a dark sidebar with a "Favorites" section containing an "Edit" button and a list of navigation items: "Filter Designer", "Demographics", "MSDS Extracts", "Program Setup", "Batch Program Assignment Wizard", "Federal/State Program Update Wizard" (which is highlighted), and "Messenger 2.0". The main content area has a title "Federal/State Program Update Wizard" with a star icon and a breadcrumb trail: "Student Information > Program Administration > Federal/State Program Update Wizard". Below the title is a blue header "Federal/State Program Updater" and a white text box explaining the tool's purpose: "The Federal/State Program Updater allows federal or state program participation data to be added or edited using an import file. Federal or state program participation data records can also be added, edited, or deleted using an Ad hoc filter. For programs that allow an Owner to be specified, edit, delete, and overlapping record logic will be limited to records owned by this District or State Edition." Below this text is a "Select Federal Program:" dropdown menu with a list of options: "Digital Equity" (selected), "Early Childhood", "Early Reading Deficiency", "Foster Care", "Homeless", "Instruction Mode", and "Student Residency". Below the dropdown is an "Ad Hoc Filter:" section with three radio button options: "Add Participation", "Delete Participation", and "Edit Participation". At the bottom of the main content area is a "Next" button.

● Early Childhood



Early Childhood ☆

Rubble, Bamm B Student #: 9999999993 Grade: 07 DOB: 01/01/2010

[Student Information](#) > [Program Participation](#) > [Early Childhood](#)

Related Tools ▾

New Save Delete Print Summary Report

Early Childhood Program	Start Date	End Date	Exit Reason	Created By

Early Childhood Detail

Program Status

*Program

End Date

Delivery Method

Provider License Number Override

Additional Eligibility Factors

Select Values

Fiscal Entity Code

EC Comment

*Start Date

Exit Reason

Delivery Schedule

Federal Poverty Level Quintile

Qualifying Factors

Select Values

Fiscal Entity Code 2

Early Childhood

Foster Care

Homeless

● Foster Care



Foster Care ☆

Rubble, Bamm B Student #: 9999999993 Grade: 07 DOB: 01/01/2010

[Student Information](#) > [Program Participation](#) > Foster Care

Related Tools ▾

- New
- Save
- Delete
- Print Summary Report

Foster Care			
Program Status	Start Date	End Date	Created By

Foster Care Detail

*Start Date End Date

Program Status

School of Origin

Comments

Early Childhood

Foster Care

Homeless

● Homeless



Homeless ☆

Rubble, Bamm B Student #: 9999999993 Grade: 07 DOB: 01/01/2010

[Student Information](#) > [Program Participation](#) > Homeless

Related Tools ▾

New Print Summary Report

Homeless Editor						
Program Status	Primary Nighttime Residence	Unaccompanied Youth	Homeless Served	Start Date	End Date	Created By

Early Childhood

Foster Care

Homeless

Resources

Campus Help

- Click on the ?, upper corner



- IC Knowledge Base
<https://kb.infinitecampus.com/help>
- CEPI
<https://www.michigan.gov/cepi/pk-12/msds>

Questions