



MSDS In Depth

MPAAA Certification Course – Fall 2024

Rob Dickinson, MPAAA Executive Director





MSDS In Depth

Session Agenda

- Collections, Components and Characteristics
- Errors and Warnings
- UICs
- Characteristics, in order

Questions



MSDS In Depth

MSDS – It's all about the kids

MSDS collects data AT THE STUDENT LEVEL

Other CEPI Applications:

- Registry of Educational Personnel (REP)
- Educational Entity Master (EEM)
- Financial Information Database (FID)
- School Infrastructure Database (SID)



The 3 C's

Characteristics, Components, and Collections

MSDS is built of 'blocks' that are identical in each Collection:

- Characteristics – First Name, UIC, grade Level, PIC
 - 1 piece of Information on a single record
- Component – Attendance, Personal Core
 - A Block of related characteristics that never change between collections



The 3 C's

MSDS contains several different collections:

- General Collections (3)
- Early Childhood (3)
- Early Roster
- TSDL (2)
- ~~3rd Grade Retention~~
- SRM & Request for UIC



The 3 C's



















MSDS Collection Component Matrix

- Published for each collection year
- Shows which components are part of which collection
- A Component **ALWAYS** contains the exact same Characteristics, business rules, characteristic order, XML schema, regardless of what collection it's used in

//////
The 3 C's

MSDS Collection Component Matrix

<https://www.michigan.gov/cepi/pk-12/msds/matrix/2024-25-collection-component-matrix>

Components (Click for PDF)	Excel	General	Request for UIC	Early Childhood	Early Roster	TSDL	Third Grade Retention	SRM
Collection Certification Business Rules		The collection certification business rules vary depending on the collection.						
Attendance		C						C
Contacts		C	O	C	O			C
Discipline		C						C
Early Childhood Programs				R				
Early Childhood Special Education Assessment		O						O
Early On		O						O
Early On Services		O						O
Early Reading Deficiency		C						
Enrollment		R	O					R
General Education FTE		O						O
Homeless Demographics		C		C				C
Initial IEP		O						O
Initial IFSP		O						O
LEP		O						O
Membership		R						R
Part B Referral		C						C
Part C Assessment		O						O



'S

Components (Click for PDF)	Excel	General	Request for UIC	Early Childhood	Early Roster	TSDL	Third Grade Retention	SRM
Personal Core		R	R	R	R	R	R	R
Personal Curriculum		C						C
Personal Demographics		R	O	R	O			R
Program Participation		C		O				C
School Demographics		R	O		R	R	R	R
Seclusion and Restraint		C		C				
Section 23a								O
Section 25								O
SNE		O		O				O
Special Education		C						C
Student Course						R		
Student Record Maintenance								R
Submitting Entity		R	R	R	R	R	R	R
Third Grade Retention Decision							R	
Title I Services		C						C

S



The 3 C's

Required, Conditional and Optional

A component within each collection is either required, conditional, or optional

- Required – Must *ALWAYS* be included (Personal Core)
- Conditional – Must be included when it applies (Title 1 services) – System *KNOWS* if you should include
- Optional – **Must** be included when it applies (General Ed FTE) – System *DOESN'T KNOW* if you should include



The 3 C's

Component and Characteristic Display

From this point forward, I will be using the Component and Characteristic names AS THEY EXIST WITHIN MSDS.

Rules

- Item names of more than 1 word have each first letter of each word capitalized
- All names are written without spaces



E's & W's

Errors

- A characteristic that violates an established business rule.
- It **MUST** be corrected before the collection can be certified

Warnings

- A characteristic that is outside the 'expected' range of values
- It **MAY** be correct, but it unusual, and should be confirmed



E's & W's

Examples of Errors

- In the Enrollment component, an ExitDate that falls before an EnrollmentDate
- In the SchoolDemographics component, a SchoolFacilityNumber that doesn't exist in EEM

Examples of Warnings

- In the Enrollment component, an ExitDate greater than today (but within this school year)
- In the SchoolDemographics component, a GradeOrSetting that is more than 2 years from the student's age minus 5

E's & W's

Finding the Business Rules

Part of MSDS Component matrix

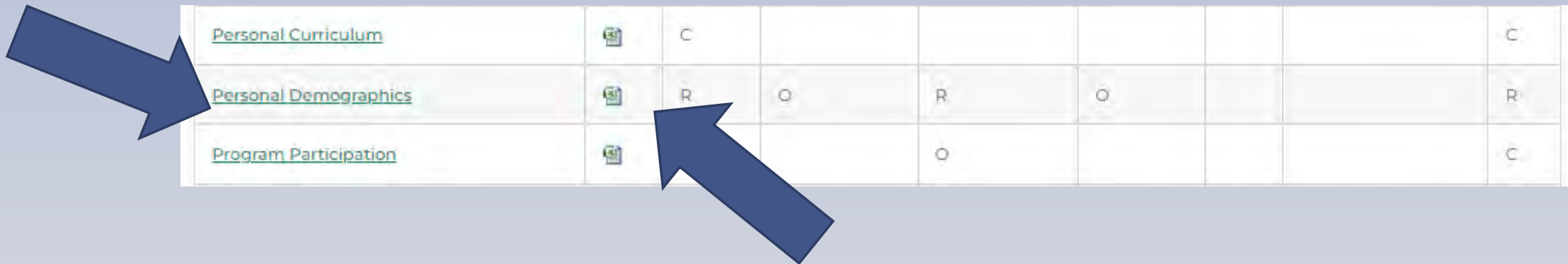
<https://www.michigan.gov/cepi/pk-12/msds/matrix/2024-25-collection-component-matrix>

- Component name link goes to PDF version
- Excel icon goes to Spreadsheet version
- Both have same content

E's & W's

Example: PersonalDemographics

Acrobat version (PDF) of Business rules document



Personal Curriculum		C						C
Personal Demographics		R	Q	R	Q			R
Program Participation				Q				C

Excel version (spreadsheet) of Business rules document

Personal Demographics

Component Description

The Personal Demographics Component contains data related to the student's current address, as well as non-core demographic information such as ethnicity, phone number, resident LEA number, and resident county.

Document Contents

9	Schema	Contains the component characteristic names, descriptions, and specifications (Excel Sheet 2)
11	List of Values	Contains the list of allowed values for all characteristics of a "List of Values" datatype (Excel Sheet 3)
12	Staging Area Business Rule Validations	Contains the list of business rule validations, grouped by characteristic, that apply to this component (Excel Sheet 4)
14	Version History	Contains a history of updates made to the business rule validations in this school year (Excel Sheet 5)
16	User Guide	Contains references and support for using this document (Excel Sheet 6)

Collection Matrix

Collection Name	Component Status
CEPI Internal Request for UIC	Not Allowed
Early Childhood EOP	Required
Early Childhood Fall	Required
Early Childhood Spring	Required
Early Roster	Optional
EOY 2025 General Collection	Required
Fall 2024 General Collection	Required
General Teacher Student Data Link	Not Allowed
IHE Request for UIC	Optional
Migrant Teacher Student Data Link	Not Allowed
Nonpublic School Student Roster	Optional
Request for UIC	Optional
Request for UIC	Optional
Spring 2025 General Collection	Required
Student Record Maintenance	Required


F'c & \M/c

Last Updated: 4/9/2024

PersonalDemographics

Schema

Characteristic Name	Characteristic Description	Data Type	Min Length	Max Length	Min Value	Max Value	Decimal Positions	Is Multi Valued?	Required?
ResidentLEANumber	This is the state-assigned, five-digit code for the district in which the student resides. This number may differ from the operating district if a student is enrolled in multiple districts (with total full time equivalency (FTE) less than or equal to "1.00"). The two numbers may also differ if a student takes part in schools of choice, charter schools, or certain other programs.	Numeric Text (can have leading zeros)	5	5				FALSE	FALSE
StudentResidentCounty	The two-digit code assigned to the Michigan county in which the student resides.	List of Values (choose from list)						FALSE	FALSE
RacialEthnicCode	The racial group and ethnicity (if Hispanic or Latino) of the student. This is a unique six-position field using any combination of "0" through "6" in the proper position. Because this is a multiple-occurrence field, the indicator of the code is located by position in the format. The primary racial/ethnic choice is represented with a "1" and the second choice is a "2", etc.	Numeric Text (0-6) (can have leading zeros)	6	6				FALSE	TRUE



PersonalDemographics


List of Values

StudentResidentCounty	
Code	Description
01	Alcona
02	Alger
03	Allegan
04	Alpena
05	Antrim
06	Arenac
07	Baraga
08	Barry
09	Bay
10	Benzie
11	Berrien
12	Branch
13	Calhoun
14	Cass
15	Charlevoix
16	Cheboygan
17	Chippewa
18	Clare
19	Clinton
20	Crawford
21	Delta
22	Dickinson
23	Eaton
24	Emmet

PersonalDemographics

Staging Area Business Rule Validations

Characteristic Name	Rule Number	Data Validation	Severity	Error/Warning Message
	210.1	If {HomelessDemographics} is not submitted at least one {Contacts} component is required	1	If a student is not homeless, you must submit at least one Contacts component.
Ethnicity	210.314.1	At least one of the digits in [Ethnicity] must be the number "1"	1	At least one of the six digits must be the number "1".
	210.314.2	Any of the digits in [Ethnicity] cannot be > 6	1	Any digit in the ethnicity code cannot be greater than 6.
	210.314.3	[Ethnicity] cannot be "111111"	1	RacialEthnicCode cannot contain all 1's ("111111").
	210.314.4	[Ethnicity] cannot be "123456"	1	RacialEthnicCode cannot be "123456".
ResidentLEANumber	210.296.1	[ResidentLEANumber] must be a valid entity code in EEM with a entity type of "LEA District" (EEM EntityTypeId = 17)	1	The Resident LEA Number is not a valid LEA district.
	210.296.2	If {Contacts}[StateAbbreviation] = "MI" and [AddressType]=Physical [ResidentLEANumber] cannot be blank unless [ProgramEligibilityParticipation Code] = 9110	1	ResidentLEANumber is required unless 'State' does not equal 'MI' or one of the Program Eligibility Participation codes is 9110 - Out of State Resident.
	210.296.4	[ResidentLEANumber] cannot = "82010" or "84060"	1	The Resident LEA Number cannot be "82010" or "84060".
	210.296.5	If the sum of {GeneralEducationFTE}.[GeneralEdFTE] + {SpecialEducation}.[Section52FTE] + {SpecialEducation}.[Section53FTE] > 0.00 [ResidentLEANumber] cannot be blank	1	If the sum of General Ed FTE, Section 52 FTE, and Section 53 FTE is greater than 0.00, then the Resident LEA Number cannot be blank.
	210.296.6	[ResidentLEANumber] must be an entity with status "01" (open-active) per EEM	1	Resident LEA Number must be an entity with a status of "open-active" in EEM
	StudentResidentCounty	210.301.1	If {ECPrograms} component is submitted [StudentResidentCounty] cannot be blank	1



PersonalDemographics

Last Updated: 4/9/2024

Version History

No updates have been made to this component.

Sheet1

Sheet2

List of Values

List of Values (2)

List of Values (3)

List of Values (...

Personal Demographics

User Guide

Collection

Component Status

Defines which collections the component may be submitted. The possible values are:

<u>Name</u>	<u>Description</u>
Required	This component must be submitted in this collection. If omitted in an upload, the file will be rejected upon upload.
Optional	This component is optional in this collection, but may be conditionally required due to validation rules.
Not Allowed	This component cannot be submitted in this collection. If included in an upload file, the file will be rejected upon upload.

Schema

Characteristic Name

The name of the characteristic. This matches the name in the schema.

Characteristic Description

A description of the characteristic and why the data is needed.

Data Type

The system data type. The possible values are:

<u>Name</u>	<u>Classification</u>
Addresses (numbers, letters, #)	string
Date (only)	date
Date (year and month only) (YYYYMM)	string
Decimal Number	decimal
List of Values (choose from list)	string
Names (letters, apostrophe, commas, hyphens, periods)	string



Sheet2

List of Values

List of Values (2)

List of Values (3)

List of Values (4)

List




Appendix A

Certain entity-related validations in MSDS are dependent on which collection is being submitted. The table below defines the dates or date ranges that are used in these validations. Validations that are dependent on this table are noted in the specific data validation; they will contain a reference to this appendix.

Collection	Type	Start Date	End Date
General collections	date	Certification As of Date	
Early Childhood collections	date range	Collection Open Date	Collection Close Date
Student Record Maintenance	date	As of Date (SRM component)	
Teacher Student Data Link *	date range	7/1/{AcademicYear start}	8/31/{School Year End}
	date range	7/1/{School Year Start}	8/31/{School Year End}
Early Roster	date range	7/1/{School Year Start}	6/30/{School Year End}
all other collections	date	Today's Date	

* The TSDL collection will use the school year value submitted in the Academic Year characteristic, if it was submitted. If no value is found, the current school year values are used.



Staging Area Business Rule Validations

Characteristic Name	Rule Number	Data Validation	Severity	Error/Warning Message
	NOTE	If the AsOfDate is >= to [EnrollmentDate] and <= to [ExitDate], then the student is considered enrolled for the purposes of the collection whether or not the enrollment and exit dates are in the current record or in the enrollment table.		
AdditionalGraduationAward	70.660.1	If [DistrictExitStatus] is "40" Then [AdditionalGraduationAward] must be submitted.	1	If the District Exit Status is "40" - Graduated from a Middle College with both a high school diploma and an associate degree or other advanced certificate, then the Additional Graduation Award characteristic must be submitted.
	70.660.2	If [AdditionalGraduationAward] is submitted Then the [DistrictExitStatus] must be "40"	1	If the Additional Graduation Award Characteristic is submitted, then the District Exit Status code must be "40" - Graduated from a Middle College with both a high school diploma and an associate degree or other advanced certificate.
EnrollmentDate	70.18.1	[EnrollmentDate] must be >= {PersonalCore}.[DateOfBirth]	1	The Date of Enrollment cannot be earlier than the Date of Birth.
	70.18.3	[EnrollmentDate] must be <= current system date	1	Enrollment Date must be on or prior to the current date; future dates are not allowed.
	70.18.4	[EnrollmentDate] must be >= open date in EEM for the {SchoolDemographics}.[OperatingDistrictNumber]	1	Enrollment Date must be on or after the Operating District Open Date in EEM.
	70.18.5	[EnrollmentDate] must be <= close date in EEM for the {SchoolDemographics}.[OperatingDistrictNumber]	1	The Enrollment Date must be prior to the Operating District Close Date in EEM.
	70.18.6	If [EnrollmentDate] <> the latest date of enrollment in the enrollment table for the district the {PersonalDemographics} component is required	1	The Personal Demographics component is required when reporting a new enrollment for the student.
	70.18.7	If CollectionName contains "Fall", "Spring" or "EOY" [EnrollmentDate] must be <= AsOfDate	1	The date reported in Enrollment Date must be on or before the count date associated with this collection.

ExitDate	70.22.1	[ExitDate] must be > [EnrollmentDate]	1	The District Exit Date must be after the student's Date of Enrollment.	
	70.22.4	If [ExitStatus] <> "01", "02", "03", "04", "05", "06", "40", "41", or "42" [ExitDate] cannot be > current system date	2	The District Exit Date cannot be a future date; only Exit Status codes 01-06 and 40-42 are allowed to report future dates within the current school year.	
	70.22.5	If [ExitStatus] = "01", "02", "03", "04", "05", "06", "40", "41", or "42" [ExitDate] cannot be a future date outside of the current school year	2	The District Exit Date can be a future date within the current school year only.	
	70.22.6	[ExitDate] must be <= close date in EEM for the {SchoolDemographics}. [OperatingDistrictNumber]	1	The entity reported in Operating District was not open on the date reported in District Exit Date.	
	70.22.7	If CollectionName contains "Fall", "Spring" or "EOY" [ExitDate] must be <= AsOfDate	1	The date reported in District Exit Date must be on or before the count date associated with this collection.	
	70.22.8	If CollectionName contains "EOY" OR [ExitDate] is not blank the {Attendance} component is required EXCEPT in the following cases: {Membership}.[StudentResidency] = "04", "07", "08", "09", "12", "13", or "15" * {SchoolDemographics}.[GradeOrSetting] = "20" or "30" * [ExitDate] <= September 1st of the current school year * {ProgramParticipation}. [ProgramEligibilityParticipation] = "9229" AND {SpecialEducation}. [Section52FTE] + {SpecialEducation}.[Section53FTE] = 0.00	1	Attendance component is required unless you have a Grade or Setting of 20 or 30; a Student Residency of 04, 07, 08, 09, 12, 13, or 15; a District Exit Date <= 9/1 of the current school year; or a seat-time waiver participant who is not receiving special education services for which FTE are claimed.	
	ExitStatus	70.21.1	If [ExitStatus] = "10" the {Discipline} component is required	1	At least one Discipline component must be reported when submitting code "10" in Exit Status.
		70.21.2	If [ExitStatus] = "10" at least one {Discipline}.[Initial/Secondary/OtherConsequenceType] must be = "5"	1	If the District Exit Status is 10, the Consequence Type must be equal to 5 included in a Discipline component.
70.21.3		If [ExitStatus] = "18" {SchoolDemographics}.[GradeOrSetting] must = "20"	1	If the District Exit Status is 18, the Grade or Setting must be equal to 20.	
70.21.4		If [ExitStatus] = "21" and {SchoolDemographics}.[OperatingDistrictNumber] does not equal 84020 {PersonalCore}.[DateOfBirth] must be >= 25 on September 1 of the current school year	1	If the District Exit Status is 21, the student must be 25 or older on September 1 of the current school year.	

ExitStatus	70.21.5	If [ExitStatus] = "30" {SchoolDemographics}.[GradeOrSetting] must = "30"	1	If the District Exit Status is 30 the Grade or Setting must be equal to 30.
	70.21.6	If [ExitStatus] = "40" or "41" at least one {ProgramParticipation}.[ProgramEligibilityParticipation] must be = "3500"	1	If the District Exit Status is 40 or 41, the student must be identified as participating in an Early/Middle College program.
	70.21.7	If [ExitStatus] <> "19" or "00" [ExitDate] is required	1	The reported District Exit Status requires a valid District Exit Date.
	70.21.8	If [ExitStatus] = "20" or "21" {SpecialEducation}.[PrimaryDisability] cannot be blank	1	If District Exit Status is 20 or 21, then the Special Education component is required and Primary Disability must contain a valid code.
	70.21.9	If [ExitStatus] = "00" AND CollectionName contains "Fall" or "Spring" {InitialIEP}.[ResultsOfInitialIEP] cannot = "1"	1	If District Exit Status is 00, you may not submit code 1 in Results Of Initial IEP.
	70.21.10	For certified collections only: If [ExitStatus] <> "00" [EnrollmentDate] cannot be blank	1	Enrollment Date is required unless District Exit Status is 00.
	70.21.11	If [ExitStatus] = "00" [EnrollmentDate] must be blank	1	Enrollment Date must not be reported when Exit Status is 00.
	70.21.12	If {GeneralEducationFTE}.[GeneralEdFTE] + {SpecialEducation}. [Section52FTE] + {SpecialEducation}.[Section53FTE] > 0.00 [ExitStatus] must = "19"	1	If the sum of General Ed FTE, Section 52 FTE, and Section 53 FTE is greater than 0.00, then the District Exit Status must be equal to 19.
	70.21.13	If [ExitStatus] = "00" only the following components can be included in the record: {SubmittingEntity}, {PersonalCore}, {SchoolDemographics}, {Enrollment}, {Membership}, {PersonalDemographics}, {Contacts}, {StudentRecordMaintenance} and {InitialIEP}	1	Only the SubmittingEntity, PersonalCore, SchoolDemographics, Enrollment, Membership, PersonalDemographics, Contacts, StudentRecordMaintenance, and InitialIEP components may be submitted when District Exit Status is 00
	70.21.14	If [ExitStatus] = "01", "02", "03", "04", "40", "41" [GradeOrSetting] must be = "09", "10", "11", "12", "14" or "20"	1	Students with an exit code indicating graduation must be reported in a high school grade (9-12), special education transition (14), or adult education (20).
	70.21.15	If [ExitStatus] = "01", "02", "03", "04", "05", "06", "07", "11", "40", "41", or "42" [the student's age cannot be < 16 years as of the [ExitDate]	2	It is unusual for a student who is less than 16 years of age to be reported with this exit status. Please confirm this student's reported Exit Status and Date of Birth are correct.

E's & W's

Example: Enrollment

Last Updated: 7/26/2022

Enrollment

ExitStatus	70.21.16	If [ExitStatus] = "19" or "00" [ExitDate] must be blank	1	The District Exit Date must be blank if the District Exit Status is 19 or 00.
	70.21.17	If the student's Cohort status is "Graduate" [DistrictExitStatus] cannot be "19"	1	Students with a Cohort Status of "graduated" cannot be reported as continuing students (District Exit Status "19").
	70.21.18	If [DistrictExitStatus] = '00' The InitialIEP component must be submitted	1	You must submit the Initial IEP component when reporting Exit Status '00'.
	70.21.19	If the student's Cohort Status is "GED Completer" AND the {SpecialEducation} Component is not submitted, then [DistrictExitStatus] cannot be "19"	1	Students who are not receiving special education services, for whom the Cohort Status is "GED Completer", cannot be reported as continuing students (District Exit Status "19").
	70.21.20	If [ExitStatus] = "21" and {SchoolDemographics}.[OperatingDistrictNumber] = "84020" {PersonalCore}.[DateOfBirth] must be >= 21 on September 1 of the current school year	1	MDOC may only use exit status code "21" when the student reaches age 21.



UIC's

Which kid are we talking about?

- UICs are the key to knowing WHICH student is being reported
- Assigned when student FIRST enter public education
- Stay with a student (ideally) from that point on
- Into college, even the workforce

Not ALWAYS at Kindergarten

- UICs are assigned to Pre-K student
 - Early Childhood Special Education (ECSE)
 - Great Start Readiness Program (GSRP)
 - Grant funded childcare
 - Foster care
 - Families qualifying for nutrition assistance
 - Tribal Affiliation (*Coming Soon!*)



UIC's

Not ALWAYS at Kindergarten

- UICs are assigned AFTER Kindergarten
 - Students moving into Michigan
 - Other States
 - Other countries (residency does not stop enrollment)
 - Students moving from Non-public or Parochial schools
 - Students moving from Home School



UIC's

Not ALWAYS at Kindergarten

- Ask, but Verify!
 - Ask where the student is coming from
 - Makes finding the correct UIC MUCH easier!
- Cannot always take family 100% at face value
- Parents may wish to not share educational past



UIC's

The UIC itself

- Not actually a 10-digit number
 - 9-digit number PLUS a 1-digit checksum
 - Uses the first 9 digits to calculate a total based on those numbers and the order they are in
 - 1-digit checksum, so can find incorrect numbers 90% of the time
- GREATLY speeds error detection in MSDS



UIC's

The UIC itself

- Not actually a number! (It's a 10-character string composed of numbers)
- Leading Zero's!!!
 - DO NOT load files with UICs into Excel
 - Excel will convert to numbers, and strip leading zero
- If you use excel, do NOT use the file again!



UIC's

Finding a UIC

MSDS Student Search utility

- You can lookup by:
 - UIC
 - Name
 - DOB
 - Gender
 - Multiple Birth Order



MSDS

Profile: Entity Authorized User **A-** | **A+**

[MSDS Home](#)

[Manage Requests...](#)

[Student Data Submission...](#)

[Student Data Downloads...](#)

[Search...](#)

Student Search

[Certified Data Reports...](#)

[Audit FTE...](#)

[Grad Cohort...](#)

[PEPE...](#)

[General Reports...](#)

[Section 25e...](#)

[SDS Home](#) > [Student Search](#)

Student Search

Select your filter criteria...

Search By UIC

Search By Core Fields

Last Name:

Begins Contains

Last Name Suffix:

First Name:

Begins Contains

Middle Name:

Date of Birth Year:

Date of Birth Month:

Show Direct Certified
(likely to increase the time for the search)

Date of Birth Day:

Gender:

Search using match criteria (begins/contains ignored)

Multiple Birth Order:



MSDS

Profile: Entity Authorized User **A-** | **A+**

[MSDS Home](#)

[Manage Requests...](#)

[Student Data Submission...](#)

[Student Data Downloads...](#)

[Search...](#)

Student Search

[Certified Data Reports...](#)

[Audit FTE...](#)

[Grad Cohort...](#)

[PEPE...](#)

[General Reports...](#)

[Section 25e...](#)

[SDS Home](#) > [Student Search](#)

Student Search

Select your filter criteria...

Search By UIC

Search By Core Fields

Last Name:

Begins Contains

Last Name Suffix:

First Name:

Begins Contains

Middle Name:

Date of Birth Year:

Date of Birth Month:

Show Direct Certified
(likely to increase the time for the search)

Date of Birth Day:

Gender:

Search using match criteria (begins/contains ignored)

Multiple Birth Order:



- [MSDS Home](#)
- [Manage Requests...](#)
- [Student Data Submission...](#)
- [Student Data Downloads...](#)
- [Search...](#)
- Student Search**
- [Certified Data Reports...](#)
- [Audit FTE...](#)
- [Grad Cohort...](#)
- [PEPE...](#)
- [General Reports...](#)
- [Section 25e...](#)

[SDS Home](#) > [Student Search](#)

Student Search

i Your search yielded 2 result(s).

[Filter...](#)

Filtered on Last Name(dickinson%), Birth Year(1995), Birth Month(04), Birth Day(27)

Student UIC	Last Name	First Name	Middle Name	Date of Birth	Gender	Multiple Birth Order	Student Type
0937174469	DICKINSON	ROBERT	ALLAN	04/27/1995	M	1	K12
8740670976	DICKINSON	JESSICA	RUTH	04/27/1995	F	0	K12

Items per page: Page of 1

Linking UIC's

Student has more than 1 UIC

- 1 UIC is assigned to Primary
- All others become secondary
- CEPI Recommends you use MOST RECENT name as Primary
- If you need to use older UIC, be sure to update the name information BEFORE you make the link request



- [MSDS Home](#)
- [Manage Requests...](#)
- [Student Data Submission...](#)
- [Student Data Downloads...](#)
- [Search...](#)
- Student Search**
- [Certified Data Reports...](#)
- [Audit FTE...](#)
- [Grad Cohort...](#)
- [PEPE...](#)
- [General Reports...](#)
- [Section 25e...](#)

[SDS Home](#) > [Student Search](#)

Student Search

i Your search yielded 2 result(s).

[Filter...](#)

Filtered on Last Name(dickinson%), Birth Year(1995), Birth Month(04), Birth Day(27)

Student UIC	Last Name	First Name	Middle Name	Date of Birth	Gender	Multiple Birth Order	Student Type
0937174469	DICKINSON	ROBERT	ALLAN	04/27/1995	M	1	K12
8740670976	DICKINSON	JESSICA	RUTH	04/27/1995	F	0	K12

Items per page: Page of 1



- [MSDS Home](#)
- [Manage Requests...](#)
- [Student Data Submission...](#)
- [Student Data Downloads...](#)
- [Search...](#)
- Student Search**
- [Certified Data Reports...](#)
- [Audit FTE...](#)
- [Grad Cohort...](#)
- [PEPE...](#)
- [General Reports...](#)
- [Section 25e...](#)

SDS Home > Student Search > Student Details

Student Details

[Back to Search Results](#) [View Student History](#)



	Primary
Unique Identification Code (UIC)	8740670976
Student First Name	JESSICA
Student Middle Initial	RUTH
Student Last Name	DICKINSON
Student Suffix	
Date of Birth	04/27/1995
Gender Code	F
Grade or Setting	12
Student ID Number (Membership)	09952
Racial/Ethnic Code	000010
Operating District Number	41210
School or Facility	03246
Date of Enrollment	04/20/2000
Date Exited	06/17/2013
District Exit Status	2
Multiple Birth Order	0
Created By	System
Created Date	04/09/2003
Created By Submitting Entity	
Modified By	
Modified Date	
Modified By Submitting Entity	
Approved By	
Approved Date	

UIC's



- MSOS Home
- Manage Reports...
- Student Data Subscribers...
- Student Data Downloads...
- Search...
- Student Search
- Certified Data Reports...
- Adult FT...
- Good Cohort...
- PEPE...
- General Reports...
- Session 2's...

MSOE Home > Student Search > Search Results

Student History

Name: JESSICA DICKINSON IIC: 8740670078

Gender: F Date of Birth: 04/27/1993 Cohort Status: On Track Graduated

Secondary IICs:

Last Unfilled: Teacher Student (Data Link: 2012-2013) IIC: PEPE District: Rockford Public Schools (41210)

Orig. Cohort Year: 2012 IIC: PEPE Building: Rockford High School (00246)

Cohort Year: 2012

Exp. Grad Year: 2012

Action:

Collection	District	Building	IIC	Last Name	First Name	Handle Name	Date of Birth	Gender	Racial Ethnic Code	Date of Enrollment	Grade	Exit Status	Exit Date	FTE	As Of Date
Teacher Student Data Link	Rockford Public Schools (41210)	Rockford High School (00246)	8740670078	DICKINSON	JESSICA	BIRTH	04/27/1993	F			12			0.00	08/23/2013
BOY 2012 General Collection	Rockford Public Schools (41210)	Rockford High School (00246)	8740670078	DICKINSON	JESSICA	BIRTH	04/27/1993	F	000010	04/26/2000	12	Graduated from general education with a high school diploma and applied to a degree-granting college or university	06/27/2013	0.00	06/30/2013



[MSDS Home](#)

[Manage Requests...](#)

[Student Data Submission...](#)

[Student Data Downloads...](#)

[Search...](#)

[Student Search](#)

[Certified Data Reports...](#)

[Audit FTE...](#)

[Grad Cohort...](#)

[PEPE...](#)

[General Reports...](#)

[Collection Reports](#)

[Direct Certification](#)

[Download Status](#)

[Direct Certification](#)

Student Link Request

[Validate All](#)

UIC	Last Name	First Name	Middle Name	DOB	PEPE District	PEPE Building	Cohort Year	Primary
B410719602								<input type="radio"/>
1627271109								<input type="radio"/>
								<input type="radio"/>
								<input type="radio"/>
								<input type="radio"/>
								<input type="radio"/>

*Justification:





UIC's

CEPI References and Guides

Request for UIC Process manual

[https://www.michigan.gov/cepi/-
/media/Project/Websites/cepi/MSDS/UIC_Request_Guide.pdf](https://www.michigan.gov/cepi/-/media/Project/Websites/cepi/MSDS/UIC_Request_Guide.pdf)

UIC FAQ Document

[https://www.michigan.gov/cepi/-
/media/Project/Websites/cepi/MSDS/FAQs_about_UICs.pdf](https://www.michigan.gov/cepi/-/media/Project/Websites/cepi/MSDS/FAQs_about_UICs.pdf)

The Weeds

Review of MSDS, By Characteristic

- Each of the 31 Components
- Details of each characteristic
- What you need to be aware of, what to avoid
- The details matter!

24/25 MSDS Collection Details Manual

[https://www.michigan.gov/cepi/-
/media/Project/Websites/cepi/MSDS/Collection-Details_SY24-
25v1_1.pdf](https://www.michigan.gov/cepi/-/media/Project/Websites/cepi/MSDS/Collection-Details_SY24-25v1_1.pdf)



Attendance

The Attendance Component (May be reported once per student)

- 2 Characteristics
 - DaysAttended (whole number)
 - TotalPossibleAttendance (whole number)
- Reported on Students as they exit the District (Fall & Spring GC, SRM)
- Reported on all student in EOY General Collection



Attendance

The Attendance Component

- Suspended students
 - Count days suspended as absences (excused or unexcused per district policy)
 - In-school suspension days are considered present
- Expelled Students
 - If expulsion terminates all services, then exit student and do not count as absences



Attendance

The Attendance Component

- Homebound students
 - Base attendance on days services are offered
- Students Moving Between Buildings
 - Count days spent in all buildings combined
- Student moving Districts
 - Each District counts days in their District



Attendance

The Attendance Component

- 100% Virtual students
 - Report based on number of 2-way interactions
- Blended Virtual Students
 - Count 50% of day OR 2-way interaction to count the day as present



Attendance

The Attendance Component (Report once per student)

- Exempt Students
 - Adult Education
 - Early Childhood (grade 30)
 - Non-Public students (residency codes 04 or 08)
 - Home Schooled (residency codes 07 or 15)
 - Juvenile Detention (residency codes 09 or 12)
 - Students in DHHS Facility (residency code 13)
 - Students exited prior to the beginning of the school year



Attendance

The Attendance Component

DaysAttended (Required, 1 instance only)

- Total number of days the student actually attended school or received services
- Must be between 0 and 365
- May not exceed TotalPossibleAttendance
- Student needs to have attended 50% of the classes or more to count as Present for the day

Attendance

The Attendance Component

TotalPossibleAttendance (Required, 1 instance only)

- Yes, it IS spelled wrong, do NOT correct
- Total number of days the student was enrolled and could have attended
- Must be between 0 and 365
- Must be equal or greater than DaysAttended
- Cumulative number for the current school year to date
- Do not include non-scheduled days, holidays, or scheduled days off

Contacts

The Contacts Component (May be reported up to 6 times)

8 Characteristics

- AddressTypeDescriptor (list of values)
- StreetNumberName (free form text)
- ApartmentRoomSuiteNumber (free form text)
- City (free form text)
- StateAbbreviationDescriptor (list of values)
- PostalCode (text)
- TelephoneNumber (free form text)
- ElectronicMailAddress (free form text)
- Reported on all non-homeless students (Fall, Spring & EOY GC, SRM)
- Must not be reported in TSDL collections

Contacts

The Contacts Component

- AddressTypeDescriptor
 - Physical (Must be submitted in all required collections)
 - Mailing (Optional address if different than the physical address)
 - Father
 - Mother
 - Guardian
 - Other
- When Part B referral component is reported, this component must also be reported with a type of Mother, Father, Guardian or Other. Telephone and email are required in this instance only
- Each AddressTypeDescriptor may only be reported once



Discipline

The Discipline Component (May be reported multiple times per student)

- Reported on all expelled students (Fall, Spring & EOY GC, SRM)
- Report suspensions (0.5 day or longer) for all students with an active IEP
- MDE **Encourages** all suspensions to be reported

Discipline

The Discipline Component (May be reported multiple times per student)

15 Characteristics

- IncidentID (Freeform Text, 10 Characters)
 - Unique district-created ID that allows reports separated by time to be connected.
 - Unique by SchoolYear, DateOfIncident, School, FacilityNumber, IncidentType
- DateOfIncident (MSDS date)
- IncidentType (list of values)
- SeriousBodilyInjury (True/False, 1/0, Yes/No online)
- SexualAssault (True/False, 1/0, Yes/No online)

Dates in MSDS

Date records share a common (if unusual) layout in MSDS

- For XML (file) input, use 'CCYY-MM-DD'
 - December 21, 1987 = '1987-12-21'
- In the MSDS application, standard inputs can be used
 - '12/21/87' or '12-21-87' will be understood

Referred to hereafter as 'MSDS date'



Discipline

The Discipline Component (May be reported multiple times per student)

15 Characteristics

- InitialConsequence (list of values)
- InitialDays (Number of days 0.5 – 888.0)
- InitialStartDate (MSDS date)
- SecondaryConsequence (list of values)
- SecondaryDays (Number of days 0.5 – 888.0)
- SecondaryStartDate (MSDS date)
- OtherConsequence (list of values)
- OtherDays (Number of days 0.5 – 888.0)
- OtherStartDate (MSDS date)
- FollowUp (list of values)



ECPrograms

The ECPrograms Component (May be reported multiple times per student)

- Reported in all EarlyChildhood collections (Fall, Spring, EndOfProgram)
- Report student in GSRP, GSRP/Head Start Blend, Section 32P Early Childhood, or 32p(4) home visit programs
- Report both participating and waitlisted children

ECPrograms

The ECProgram Component

15 Characteristics

- FiscalEntityTypeCode (list of values)
- FiscalEntityCode (5- or 9-digit District entity code from EEM)
- FiscalEntityCode2 (5- or 9-digit District entity code from EEM)
- SchoolFacilityNumber (5-digit Building entity code from EEM)
- ProviderLicenceNumber (20 character free form text)
- ECComment (50 character free form text)
- ECProgram (list of values)
- ECProgramStartDate (MSDS date)



EC Programs

The EC Program Component

15 Characteristics

- ECDeliveryMethod (list of values)
- ECDeliverySchedule (list of values)
- FederalPovertyLevelQuintile (list of values)
- AdditionalEligibilityFactor (list of values)
- QualifyingFactor (list of values)
- ECProgramEndDate (MSDS date)
- ECProgramExitReason (list of values)

ECSpecialEdAssessment

The ECSpecialEdAssessment Component (May be reported up to twice per student)

- Reported in all General collections (Fall, Spring, Eoy) and in SRM
- Report special ed student assessment scores at entry and exit of ECSE
- Report twice if a student both enters and leaves ECSE in the same collection period

ECSpecialEdAssessment

The ECSpecialEdAssessment Component

10 Characteristics

- AssessmentTool (list of values)
- OtherToolComments (25 character free form text)
- EntryAssessmentDate (MSDS date)
- ExitAssessmentDate (MSDS date)

ECSpecialEdAssessment

The ECSpecialEdAssessment Component

10 Characteristics

- Outcome1A (list of values) – *Social/Emotional Skills*
- Outcome1B (True/False, 1/0, Yes/No) *New since last test?*
- Outcome2A (list of values) - *Acquiring & Using Knowledge*
- Outcome2B (True/False, 1/0, Yes/No) – *New since last test?*
- Outcome3A (list of values) – *Taking Actions to Meet Needs*
- Outcome3B (True/False, 1/0, Yes/No) – *New since last test*



EarlyOn

The EarlyOn Component (May be reported up to once per student)

- Reported in all General collections (Fall, Spring, Eoy) and in SRM
- Report services to students less than 3 that MAY include special ed services
- ISD staff collect this data, but it may be reported through the LEAs they serve



EarlyOn

The EarlyOn Component

9 Characteristics

- ServiceCoordAgency (list of values)
- PrimaryServiceSetting (list of values)
- CurrentIFSPDate (MSDS date)
- TimelyStartOfService (List of values)
- EligibilityReason (list of values)



EarlyOn

The EarlyOn Component

9 Characteristics

- PartCExitReason (list of values)
- PartCExitDate (Date CCYY-MM-DD, standard date entry online)
- TransitionIFSP (List of values)
- TransitionConference (list of values)



EarlyOnServices

The EarlyOnServices Component (May be reported more than once per student)

- Reported in all General collections (Fall, Spring, Eoy) and in SRM Whenever EarlyOn is reported
- Report services to students less than 3 that MAY include special ed services
- Use multiple times when different services are being provided



EarlyOnServices

The EarlyOnServices Component

3 Characteristics

- ServiceCode (list of values)
- LengthInMinutes (number 0-500,000)
- FrequencyOfService (Number 0-500)

Early Reading Deficiency

The Early Reading Deficiency Component (May be reported once per student)

- Reported in all General collections (Fall, Spring, EOY) and in SRM for all K-3 students if District receives funds through 35a grant (most Districts do)
- Report in Fall, Spring & SRM whenever a K-3 student leaves the District
- Report on ALL K-3 students EOY

EarlyReadingDeficiency

The EarlyReadingDeficiency Component

3 Characteristics

- ReadingDeficiencyIdentified (True/False, 1/0, Yes/no online)
- ReadingDeficiencyContuation (True/False, 1/0, Yes/no online)
- ReadingDeficiencyActivities (List of values)

Note: Shared Time pupils are exempt from this reporting



Enrollment

The Enrollment Component (Must be reported once per student)

- Reported in all General collections (Fall, Spring, EOY) and in SRM
- Optional in Request for UIC



Enrollment

The Enrollment Component

4 Characteristics

- EnrollmentDate (MSDS date)
- ExitStatus (list of values)
- ExitDate (MSDS date)
- AdditionalGraduationAward (list of values)



General Education FTE

The General Education FTE Component (May be reported once per student)

- Reported in all General collections (Fall, Spring, EOY) and in SRM
- Note that this component is NOT required, General Collections CAN be submitted without FTE and no errors will occur



General Education FTE

The General Education FTE Component

1 characteristic

- General Ed FTE (decimal number 0.00 – 1.00)



HomelessDemographics

The HomelessDemographic Component (May be reported once per student)

- Reported in all General collections (Fall, Spring, EOY), Early Childhood Collections and in SRM
- Report this component for any student who has been identified as homeless from the point of determination through the balance of the year

HomelessDemographics

The HomelessDemoghrapics Component

2 characteristics

- Homeless (list of values)
 - Primary nighttime residence
- UnaccompaniedYouth (True/False, 1/0, Yes/No online)
 - Is the student an unaccompanied youth?



InitialIEP

The InitialIEP Component (May be reported once per student)

- Reported in all General collections (Fall, Spring, EOY) and in SRM
- Report this component when a child not currently receiving special education services is referred for evaluation



InitialIEP

The InitialIEP Component

6 characteristics

- DateOfParentalConsent (MSDS date)
- InitialIEPCompletionDate (MSDS date)
 - In SCHEMA, dates must be AFTER 1/1/1753!
- TimelinessOfInitialIEP (list of values)



InitialIEP

The InitialIEP Component

6 characteristics

- ResultOfInitialIEP (List of values)
- DaysBeyondTimeline (number, 0-365)
- PartCTransitionTimeliness (list of values)



InitialIFSP

The InitialIFSP Component (May be reported once per student)

- Reported in all General collections (Fall, Spring, EOY) and in SRM
- Report this component when a child, aged birth to 3, not currently receiving special education services is referred for evaluation



InitialIFSP

The InitialIFSP Component

5 characteristics

- ReferralDate (MSDS date)
- ReferralAgency (list of values)
- IFSPTimeliness (list of values)
- ResultOfInitialIFSP (list of values)
- InitialISFPDate (MSDS date)



LEP

The LEP Component (May be reported once per student)

- Reported in all General collections (Fall, Spring, EOY) and in SRM
- Report this component when a child is identified as needing English Learner services

Note: Component referred to as 'Title III English Learner and Immigrant', but system name has not changed

The LEP Component

5 characteristics

- LEPInstructionalProgram (list of values)
- PrimaryLanguage (list of values) – [ISO 639-2 Codes](#)
- HomeLanguage (list of values)
- LEPExitDate (MSDS date)
- LEPReEntryDate (MSDS date)



Membership

The Membership Component (May be reported once per student)


- Required in all General collections (Fall, Spring, EOY) and in SRM
- Report this component to report the student's residency and eligibility for FTE

Membership

The Membership Component

2 characteristics

- StudentResidency (list of values)
 - Students Type of enrollment and residency
 - Covers more than just where the student lives
- TuitionFundedEnrollment (True/False, 1/0, Yes/No online)
 - 'Specific Metrics have not yet been determined'





PartBReferral

The PartBReferral Component (May be reported once per student)

- Reported in all General collections (Fall, Spring, EOY) and in SRM
- Report this component when a student moves from Part C (IFSP) to Part B (IEP)



PartBReferral

The PartBReferral Component

6 characteristics

- SEANotification (True/False, 1/0, Yes/No online)
- LEANotification (True/False, 1/0, Yes/No online)
- ParentLastName (50 characters freeform text)
- ParentFirstName (50 characters freeform text)
- ParentAddressUnknown (True/False, 1/0, Yes/No online)
- ParentPhoneUnknown (True/False, 1/0, Yes/No online)



PartCAssessment

The PartCAssessment Component (May be reported once per student)

- Reported in General collections (Fall, Spring, EOY) and in SRM
- Report this component when a student enters, exits or is annually assessed for Early On services



PartCAssessment

The PartCAssessment Component

12 characteristics

- DataSource (list of values)
- OtherSourceComments (25 characters freeform text)
- AssessmentDate (date field)
- AssessmentType (list of values)
- ParentInput (list of values)
- ParentInputDate (date field)



PartCAssessment

The PartCAssessment Component

12 characteristics

- SocialRelationships (list of values)
- NewSocialRelationships (True/False, 1/0, Yes/No online)
- KnowledgeSkills (List of values)
- NewKnowledgeSkills (True/False, 1/0, Yes/No online)
- Actions (list of values)
- NewActions (True/False, 1/0, Yes/No online)



PersonalCore

The PersonalCore Component (May be reported once per student)

- Required in all MSDS collections
- This component identifies the student



PersonalCore

The PersonalCore Component

8 characteristics

- UIC (10-character numeric text, may have leading zero)
- StudentLastName (50-character limited text)
- StudentFirstName (50-character limited text)
- StudentMiddleName (50-character limited text)
 - First, Last & Middle names may have Letters, Apostrophe, commas, hyphens, periods
- StudentSuffix (10 character freeform text)



PersonalCore

The PersonalCore Component

8 characteristics

- DateOfBirth (MSDS date)
- MultipleBirthOrder (whole numbers 0-9)
- GenderCode (list of values)



PersonalCurriculum

The PersonalCurriculum Component (May be reported once per student)

- Reported in all General collections (Fall, Spring, EOY) and in SRM
- This component identifies the students who have exceptions to their graduation requirements from the MMC standards



PersonalCurriculum

The PersonalCurriculum Component

2 Characteristics

- PersonalCurriculumCreditModification (list of values)
 - Academic Area being modified, Report all needed (up to 7)
- PersonalCurriculumType (list of values)
 - Type of modification, Report all needed (up to 4)



PersonalDemographics

The PersonalDemographics Component (May be reported once per student)

- Required in all General collections (Fall, Spring, EOY), Early Childhood collections and in SRM
- This component identifies non-core demographic information on the student



PersonalDemographics

The PersonalDemographics Component

3 Characteristics

- ResidentLEANumber (5-digit district code from EEM)
- ResidentDistrictCounty (list of values)
 - Note that not All ISD codes match individual county codes
- RacialEthnicCode (6-character string of numbers 0-6)

Personal Demographics

The Racial Ethnic Code

- '100000' – American Indian or Alaska native
- '010000' – Asian
- '001000' – Black or African American
- '000100' – Native Hawaiian or other Pacific Islander
- '000010' – White
- '000001' – Hispanic or Latino

Personal Demographics

The Racial Ethnic Code

May also combine and rank order:

- Person primarily Asian, but also White – '010020'
- Person primarily Hispanic but also Black and Asian – '032001'
- Person evenly split American Indian and Hispanic – '100001'

Note that 'Hispanic Primacy' does NOT apply here



Program Participation

The Program Participation Component (May be reported once per student)

- Reported in all General collections (Fall, Spring, EOY), Early Childhood collections and in SRM
- This component identifies certain programs the student is eligible for or in which they participate

Program Participation

The Program Participation Component

1 Characteristic

- Program Eligibility Participation (list of values)

Program Eligibility Participation	
Code	Description
3060	Section 31a At Risk
3500	Early/Middle College Participant
6010	Title I Targeted Assistance Program
7700	Title VI Indian Education
9110	Out-of-State Resident
9120	International Student
9130	Immigrant
9140	Military Connected Student
9150	Johnson-O'Malley
9210	Section 504
9220	Alternative Education
9222	Sec. 6(4)(l)(ii) Pupil Count Exception
9229	Seat-Time Waiver Participant
9230	Developmental Kindergarten



SchoolDemographics

The SchoolDemographics Component (May be reported once per student)

- Required in all collections except Early Childhood and Request for UIC
- This component identifies the district, school and grade in which the student is enrolled



SchoolDemographics

The SchoolDemographics Component

6 Characteristics

- OperatingDistrictNumber (5-digit district code from EEM)
- SchoolFacilityNumber (5-digit building code from EEM)
- StudentIDNumber (20-character freeform text)
- GradeOrSetting (list of values)
- S2E2Code (5-digit entity code from EEM)
- BldOtherwiseAttend (5-digit building code from EEM)



SeclusionAndRestraint

The SeclusionAndRestraint Component (May be reported more than once per student)

- Reported in General collections and Early Childhood but NOT in SRM
- This component identifies instances of seclusion and/or restraint to which the student has been subjected



SeclusionAndRestraint

The SeclusionAndRestraint Component

3 Characteristics

- DateOccured (MSDS date)
- NumberSecluded (whole number 0-99)
- NumberRestrained (whole number 0-99)

If seclusion or restraint occurs on more than one date, repeat the entire component



Section 23a

The Section 23a Component (May be reported once per student)

- Reported in SRM only
- Used to claim monthly (1/12 of an FTE) funding for students in section 23a dropout recovery programs



Section23a

The Section23a Component

2 Characteristics

- MonthClaimed (Date w/month and year only 'CCYYMM')
- ProgramStartDate (MSDS date)

MonthClaimed may be entered several times in one component, but each month must be after the ProgramStartDate and the month must be finished



Section 25

The Section 25 Component (May be reported once per student)

- Reported in SRM only
- Used to transfer FTE from one district to another when a student moves between the fall count day and the spring
- Proportion of FTE claimed in fall general moved is based on how far after fall the move occurs



Section25

The Section25 Component

1 Characteristics

- FirstDayInAttendance (MSDS date)

Many ISDs have agreements not to submit Section25 claims against each other. See your ISD auditor for details.



SNE

The SNE Component (May be reported once per student)

- Reported in General collections, Early Childhood and SRM
- Identifies student eligible for free or reduced-cost milk or meals
- For students listed in the Direct Certification report, this component may be omitted

The SNE Component

1 Characteristics

- Supplemental Nutrition Eligibility (list of values)

Code	Text	Description
1	Eligible for free-meal/milk program	Student is eligible for free-meal/milk program for current school year.
2	Eligible for reduced-price meal program	Student is eligible for reduced-price meal program for current school year.
5	Direct Cert Extended Eligibility Free	Student is free eligible based on extended eligibility.





Special Education

The Special Education Component (May be reported once per student)

- Reported in General collections (Fall, Spring, EOY)
SRM
- Collects data regarding the special education supports and services being provided to the student as of the collection date

Special Education

For proper reporting of special education students, use:

Special Education – *Current services as of count date*

InitialIEP – *Intake information for new students older than 3*

Discipline – *Discipline applied to students (all students)*

EarlyOn – *Identifies students (birth to three) receiving services*

EarlyOnServices – *Nature of services (birth to three)*

InitialIFSP – *Intake information for new students (birth to three)*

PartBAssessment – *Testing of students (birth to three)*

PartCReferral – *documenting of part B to part C process as student passes 3*



SpecialEducation

The SpecialEducation Component

- 13 characteristics
- PrimaryDisability (list of values)
- SecondaryDisability (list of values)
- PlanDate (MSDS date)
- TypeOfPlan (list of values)
- AdditionalPlanDate (MSDS date)
- SupportServices (list of values)
- ProgramServiceCode (listofvalues)



SpecialEducation

The SpecialEducation Component

13 characteristics

- PrimaryEducationalSetting (list of values)
- PlacedByAnotherDistrictIEP (list of values)
- SpecEdExitReason (list of values)
- SpecEdExitDate (MSDS date)
- Section52FTE (decimal value 0.00 – 1.00)
- Section53FTE (decimal value 0.00 – 1.00)

Special Education

Section 52 vs 53

- VAST majority of students are 52
- Funding is different (better) for section 53 (100%)
- Several categories of students:
 - Court placed
 - DHHS institutional placements
 - Suitable home outside of resident ISD

<https://www.michigan.gov/mde/services/special-education/funding/state-aid-info/section-53a>



StudentCourse

The StudentCourse Component (May be reported more than once per student)

- May only be reported in General and Migrant TSDL collections
- Collects data regarding the courses that students take, and their teachers, as well as their progress in that class



Student Course

General vs Migrant TSDL

- General TSDL – Standard cyclical collection to record all courses taken by all non-migrant students during the year
- Migrant TSDL – Ongoing collection where records are added or updated as migrant students enter and leave your district

StudentCourse

General vs Migrant TSDL

To update a migrant record, all of the following MUST match:

- UIC
- OperatingDistrict
- LocalCourseID
- CourseSectionID
- AcademicYear

If ANY of the above don't match, duplicate records are created

StudentCourse

The StudentCourse Component

17 characteristics

- SubjectAreaCode (list of values) – *NCES SCED version 10*
- CourseIdentifierCode (Numeric text 000-999, leading zeros)
- LocalCourseID (250-character freeform text)
- LocalCourseTitle (250-character freeform text)
- CourseSectionID (20-character freeform text)
- MSIXCourseSectionID (list of values) – *Migrant reporting only*

StudentCourse

The StudentCourse Component

17 characteristics

- CourseType (list of values)
- CourseFundingProgram (single value '01') – *23a only*
- AcademicYear (list of values)
- CreditsGranted (decimal number 0.00 – 9.99)-*Migrant, DE only*
- CourseGrade (25-character freeform text) - *Migrant*
- CompletionStatus (list of values)

StudentCourse

The StudentCourse Component

17 characteristics

- MSIXClockHours (whole number 0-600) - *Migrant*
- CollegeCredit (decimal number 0.00 – 25.00) – *college*
- TeacherOfRecordPIC (whole number)
- VirtualMethod (list of values)-*Virtual only*
- VirtualMentorPIC (whole number) – *Virtual only*

StudentRecordMaintenance

The StudentRecordMaintenance Component (May be reported once per student)

- Must be reported in SRM collections
- Provides the 'as of date' for SRM entries
- SRM adds or corrects data in MSDS based on the as of date
 - Match other collection dates to correct, other dates to add additional information

StudentRecordMaintenance

The StudentRecordMaintenance Component

1 characteristic

- AsOfDate (MSDS date)
- Always WITHIN the current school year
 - Prior to fall count – 9/1 to day before count
 - Fall to spring – fall count to day before spring
 - Spring to EOY – spring to June 30
 - Grad rate appeals – September 1 to August 31



SubmittingEntity

The SubmittingEntity Component (May be reported once per student)

- Must be reported in all collections
- Identifies what entity submitting data

SubmittingEntity

The SubmittingEntity Component

2 characteristics

- SubmittingEntityType (list of values)

SubmittingEntityTypeCode	
<i>Code</i>	<i>Description</i>
A	Agreement Number
B	BCODE
D	DCODE

- SubmittingEntityCode (5- or 9-digit EEM entity code)

TitleITAS

The TitleITAS Component (May be reported once per student) – *Capital 'eye', not a one*

- May be reported in General Collection (fall, Spring & EOY) and SRM
- Identifies students receiving serviced funded by Title One Targeted Assistance School program
- For when funds are for individual students or groups, versus entire buildings



TitleITAS

The TitleITAS Component

2 characteristics

- TASInstructionalServices (list of codes)
 - Academic subject(S) where support is provided
- TASSupportServices (list of codes)
 - Non-Instructional type(s) of support



Questions?

- CEPI Helpdesk
 - CEPI@Michigan.gov
 - (517) 335-0505 x3

- Rob Dickinson
 - rob@mpaaa.org
 - (517) 853-1413