



CENTER FOR EDUCATIONAL
PERFORMANCE AND INFORMATION

CEPI Update

Joel Thiele, PK12 Student Services Manager

Fall 2024 MPAAA Conference

September 17, 2024

Overview

1. Updates for 2024-25
2. Modernization Projects
 - a. Mi-Key
 - b. MiEdWorkforce
 - c. Cornerstone
3. MI School Data

Updates for 2024-25

- *MSDS*
- *REP*



Fall Collection Dates

MSDS Fall General Collection

- Count Day: Oct. 2
- **Data Quality mid snapshot: submit by Oct. 23**
- Certification Deadline: Nov. 6
- Re-certification Deadline: Nov. 13

MSDS Early Childhood Fall

- Reporting period: through Nov. 6
- **Data Quality mid snapshot: submit by Oct. 28**
- Certification Deadline: Nov. 13

Fall Collection Dates

Fall REP

- Certification Available: Nov. 1
- **Data Quality mid snapshot: submit by Nov. 14**
- Certification Deadline: Dec. 2

Finance Data

- Special Education Cost Report (SE-4096): due Sept. 30
- Transportation Expenditure Report (SE-4094): due Oct. 7
- FID: due Nov. 1

MSDS Updates for 2024-25

Tribal Data

- New Program Participation codes:
 - 7700 – Title VI Indian Education
 - 9150 – Johnson-O'Malley
- New Contact Type in EEM:
 - Title VI – Indian Education Program Director
- Looking ahead (tentative):
 - Tribal Affiliation Student Data: SY 2025-26
 - Tribal Affiliation Staffing Data: SY 2026-27
- Questions? MDE-Indigenized@michigan.gov

MSDS Updates for 2024-25

Developmental Kindergarten

New certification rule (error)

EEM

Grades Actual =
DevK or DevK-Part



MSDS

Program
Participation = 9230

MSDS Updates for 2024-25

“Early” SRMs vs Fall General

New certification rule (error)

SRM 2024-25

- Certified prior to Fall Count Day
- Exit Status 19



Fall 2024 General

Student required to be submitted by same district

MSDS Updates for 2024-25

Special Education

Certification rule revisions

100.30

Last Reported SE
by same district



Not
reported
SE in
current
collection



Error

100.31

Last Reported SE
by different district



Warning

Updates for 2024-25

Personal Curriculum

New PC Credit Modification Code:

- 9 – Personal Finance
- Only allowed for students with IEPs

English Learner Language Codes

Removed “improbable” codes:

- MIS - Miscellaneous
- SGN - Sign Language
- UND - Undetermined

Updates for 2024-25

Attendance

- Now required for students in juvenile detention
- Residency codes 09, 12, 13

Remaining exemptions:

- Grade 20 (Adult Ed) and 30 (Early Childhood)
- Nonpublic and Homeschool students
(residency codes 04, 07, 08, 15)

Updates for 2024-25

Foster Care

- Public Act 10 of 2024
- Suspensions required to be reported

How do I identify my foster care students?

- ✓ MSDS Student Roster report (certified report)
- ✓ Student Snack-Pack (new transfers)
- X Direct Certification report (not recommended)

Updates for 2024-25

Early Childhood Special Education

New warnings:

- Grade 30, Initial IEP Completion Date > 6 months ago, no Entry Assessment
- Grade 30, exited Special Ed, Exit Assessment not reported

Updates for 2024-25

Early Childhood Collection

- GSRP/Head Start Blend “extended” option
 - EC Program Code 02 (GSRP/HS Blend)
 - EC Delivery Schedule 09 (Extended Week/Year)
- Revised “EC Count by Fiscal Entity” report

Updates for 2024-25

Other Report Updates

- Early On Student Roster
 - New columns for Age and District Exit Date
- Homeless Student Summary
 - All students included
 - Exit Date added

TSDL

- New version of SCED (v12)

Updates for 2024-25

REP: New Effectiveness Ratings

2023-24 and prior

01 – Highly Effective

02 – Effective

08 – Minimally Effective

03 – Ineffective

09 – Highly Effective Exemption

Beginning in 2024-25

12 – Effective

13 – Developing

14 – Needing Support

15 – Exemption: Teacher Effective

16 – Exemption: Admin Effective

17 – Unevaluated: Worked less than 60 days

18 – Unevaluated: Extenuating Circumstances

19 – Unevaluated: Vacated due to grievance

Updates for 2024-25

REP: Vacancies

- Use “Date of Hire” (Field 9) to report Vacancy Start Date

Employee Data	
(27) PIC:	New Vacant Position
(5) First Name:	FUNDED
(6) Middle Name:	
(4) Last Name:	VACANT
(7) Social Security Number:	<input type="text"/> (xxxxxyzzzz)
(13) Date of Birth:	<input type="text"/> / <input type="text"/> / <input type="text"/>
(8) Credential License Number:	<input type="text"/>

Measurement Data	
(14) Gender:	<input type="text"/>
(9) Date of Hire:	03 / 13 / 2024
(26) Date of Termination:	<input type="text"/> / <input type="text"/> / <input type="text"/>
(25) Employment Status:	00
(20) Educator Effectiveness:	<input type="text"/>
(15) Racial/Ethnic Category	
American Indian or Alaska Native:	0
Asian American:	0
Black or African American:	0
Native Hawaiian or Other Pacific Islander:	0
White:	0
Hispanic or Latino:	0

Modernization Projects

- *MiEdWorkforce*
- *Mi-Key*
- *Cornerstone*



What is MiEdWorkforce?

The Center for Educational Performance and Information (CEPI) and the Michigan Department of Education (MDE) are developing the **MiEdWorkforce** (previously known as MORE) data system to replace both the Registry of Educational Personnel (REP) and the Michigan Online Educator Certification System (MOECS), with the goal of reducing reporting burdens and improving data transparency.

MiEdWorkforce

- Project launched in early 2021
- Breaking a lot of ground and building understanding
 - Collaboration between 3 state agencies (CEPI, MDE, DTMB)
 - Aligning with CEDS / Building data models
 - Standing up Azure Cloud environment (first state IT project)
 - First state to merge staffing and credentialing systems
- Gathering requirements
- Partnered with Human Centered Design team to understand REP/MOECS pain points

MiEdWorkforce

- April 2024: Confirmed and finalized scope
- July 2024: Decision to outsource remaining development
 - Issue RFP in Fall, onboard new vendor in Winter/Spring
- Fall 2024:
 - Launch/engage referent group

High Level Roadmap*

2024 | **2025** | **Beyond (2026-2027)**

MiEd Workforce

Requirements & System Design

System Development

Stakeholder Engagement

Mi-KEY Michigan Education Key

Integration Design & Requirements

Systems Integration & Testing



CENTER FOR EDUCATIONAL PERFORMANCE AND INFORMATION

Data Warehouse

Data Mapping and Requirements

Database Development

Continuous Improvement: Communication and Reactive Workgroup Feedback →

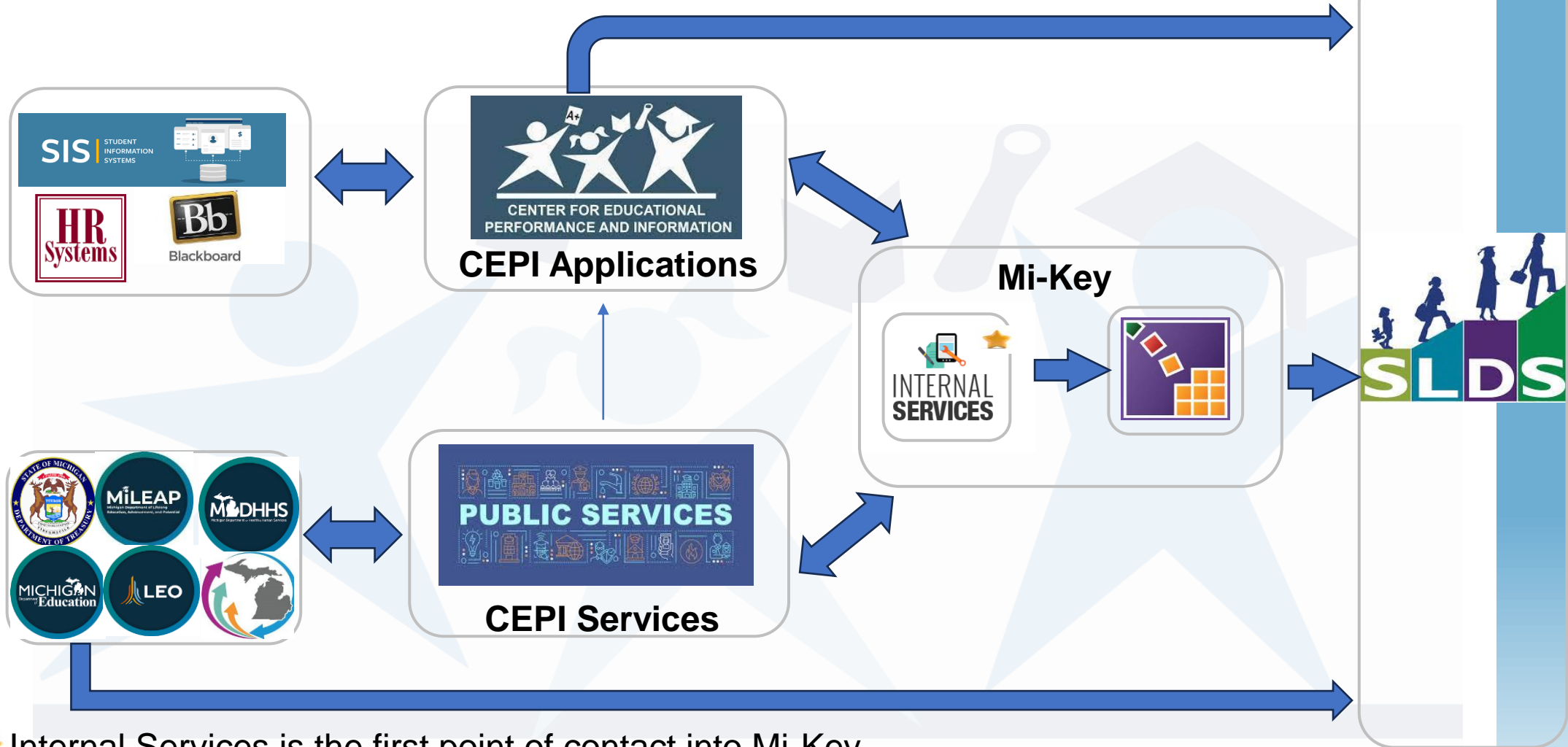
* Timelines with integrating system are not finalized.



What is Mi-Key?

- An integrated system that maintains a **single unique identifier** for individuals in the education sector
- Uses advanced matching to let us **connect education data records over time**, including **student** (early childhood through postsecondary) **and education personnel**
- Resulting in reduced reporting burdens and increased efficiency.

Vision: High Level Overview



★ Internal Services is the first point of contact into Mi-Key



New: Integration with REP

- Limited back-end integration
- Minimal (if any) changes to REP user interface
- PIC will remain as the state identifier
- Mi-Key will generate new state identifiers (PICs) for new personnel
 - 10 digits, no leading zeros

High Level Roadmap*



	2024	2025	Beyond (2026-2027)
--	------	------	--------------------



Uniq-Id

Base CEDS APIs

Critical Priority Enhancements

High Priority Enhancements



INTERNAL SERVICES
Internal APIs


Mi-Key Core APIs Available



REP

Integration Analysis (Limited Backend Integration)

Testing and Implementation




MiEd Workforce
Education Personnel Including Public Services

Business Workflows

Integration Analysis

Source System Designs (UI/ APIs)



Student Systems (K12, HE) Including Public Services

Business Workflows

Integration Analysis

Source System Designs (UI/ APIs)

Continuous Improvement: Communication and Reactive Workgroup Feedback →

* Timelines with integrating system are not finalized.

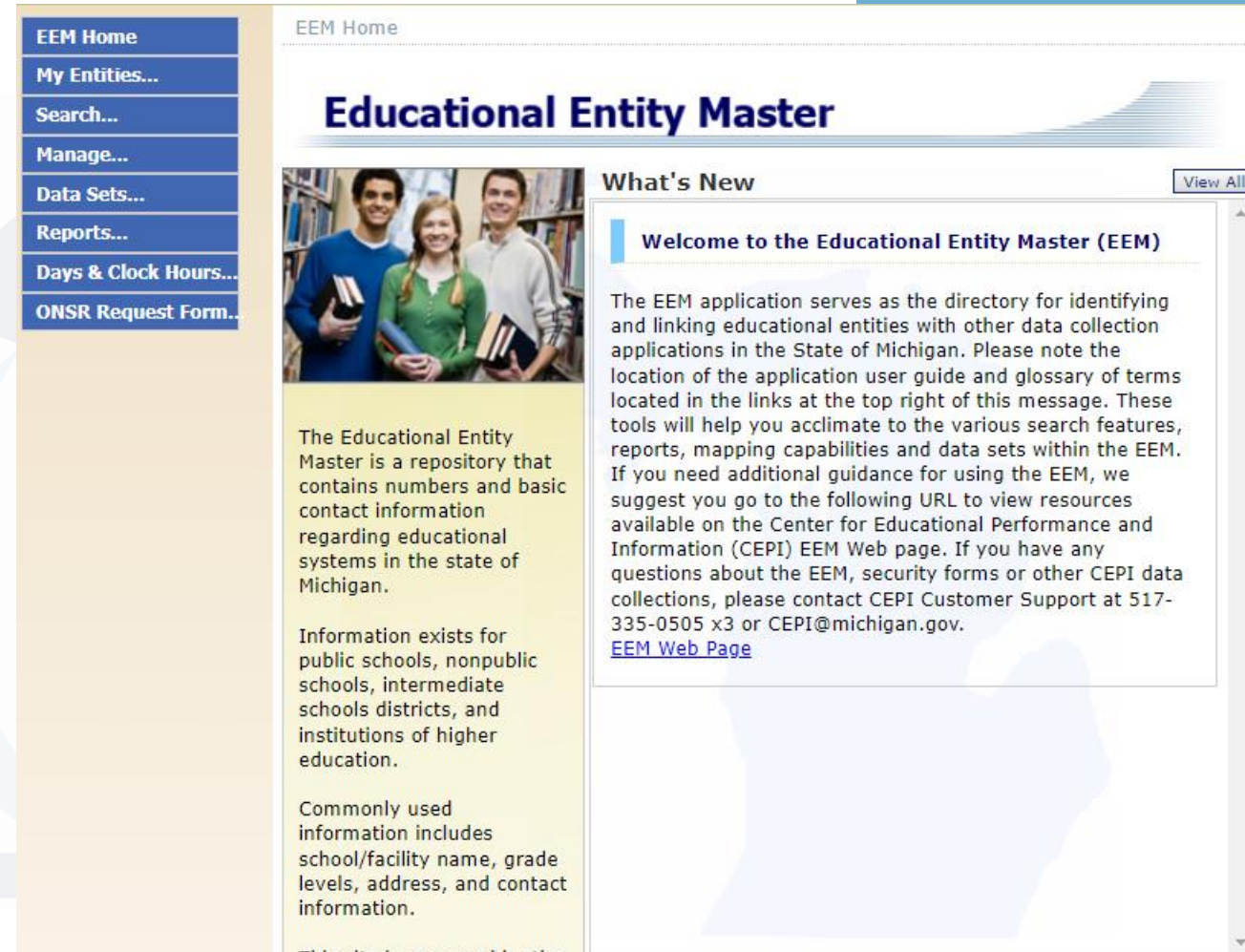
Cornerstone

- Starting on a replacement for the EEM
- Building a “cornerstone” application that will eventually house all other CEPI collections
 - Aka... “The CEPI”



Educational Entity Master

- Educational Entity Master (EEM) serves as the source of truth for all other CEPI collections and MDE applications
- Is over 15 years old and is need of an update




The screenshot shows the EEM website interface. On the left is a navigation menu with the following items: EEM Home, My Entities..., Search..., Manage..., Data Sets..., Reports..., Days & Clock Hours..., and ONSR Request Form... The main content area has a header 'EEM Home' and a title 'Educational Entity Master'. Below the title is a 'What's New' section with a 'View All' button. The 'What's New' section contains a 'Welcome to the Educational Entity Master (EEM)' message. The message text reads: 'The EEM application serves as the directory for identifying and linking educational entities with other data collection applications in the State of Michigan. Please note the location of the application user guide and glossary of terms located in the links at the top right of this message. These tools will help you acclimate to the various search features, reports, mapping capabilities and data sets within the EEM. If you need additional guidance for using the EEM, we suggest you go to the following URL to view resources available on the Center for Educational Performance and Information (CEPI) EEM Web page. If you have any questions about the EEM, security forms or other CEPI data collections, please contact CEPI Customer Support at 517-335-0505 x3 or CEPI@michigan.gov. [EEM Web Page](#)'. Below the message is a photograph of three students (two boys and one girl) holding books. Under the photo, there are three paragraphs of text: 'The Educational Entity Master is a repository that contains numbers and basic contact information regarding educational systems in the state of Michigan.', 'Information exists for public schools, nonpublic schools, intermediate schools districts, and institutions of higher education.', and 'Commonly used information includes school/facility name, grade levels, address, and contact information.' At the bottom of the page, it says 'This site is managed by the'.

Federal

CEPI

MDE



NCES
National Center for
Education Statistics


MSDS SID
TSDL GAD
REP MPDI
FID STARR






Secure Site
Michigan Department of Education



MDHHS
Michigan Department of
Health & Human Services

EEM

**MI School
Data**

?

State

And more

Reporting

Key Goals

- Fully align with Common Education Data Standards
- ADA compliance
- One-stop-shop for our users
- Modernized technology
- Streamlined and interoperable
- Allow for real-time data updates



Major Changes

Architecture

- Azure Cloud environment
- CEDS aligned

Security

- Integrated authorization

Communication

- Integrated communication
- Automatic reminders

Data Quality

- Business rule engine
- Integrated data quality process

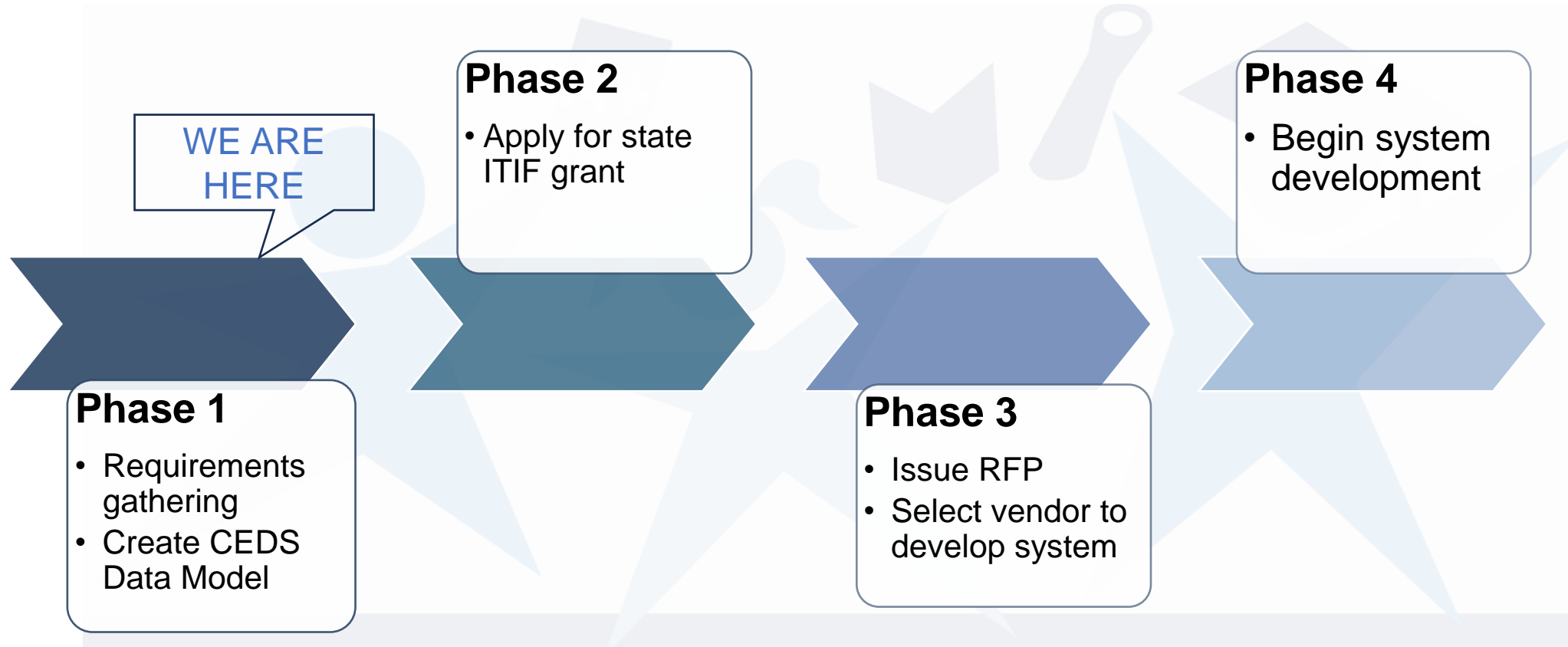
Data Exchange

- Integration with MI DataHub
- APIs / web services

Human Centered Design

- Incorporates user feedback
- Enhanced usability

Road Map



MI School Data

- *Report Builder*

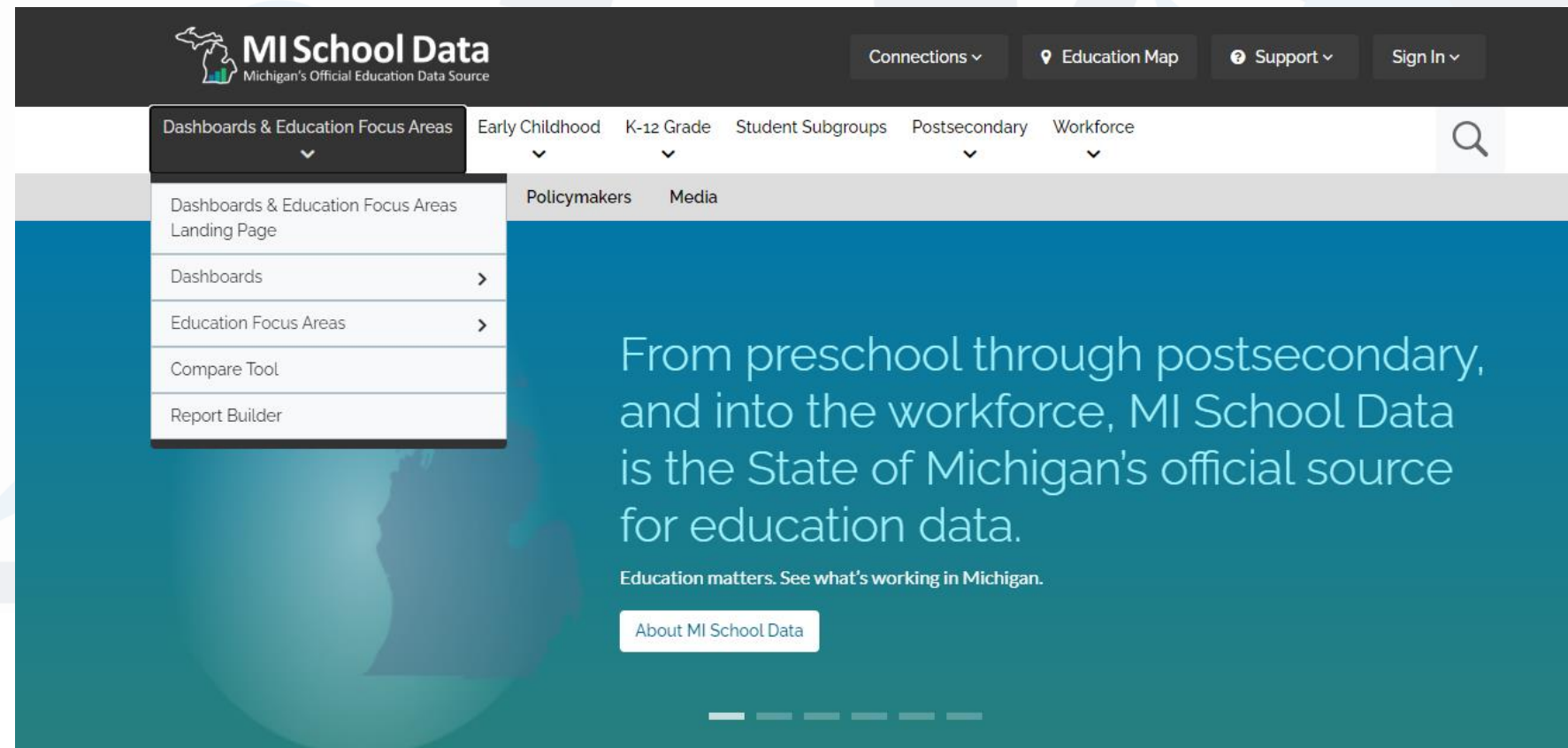


MI School Data

- New “Report Builder” functionality
- Brings together data from disparate reports on MSD to one place
- Allows users to customize the data in multiple ways
 - Sorting
 - Categorical Filtering
 - Numerical Filtering
- Download the dataset once finished

How to Find Report Builder

<https://www.mischooldata.org/report-builder/>



The screenshot displays the MI School Data website interface. At the top left, the logo for MI School Data is shown, with the tagline "Michigan's Official Education Data Source". To the right of the logo are navigation links for "Connections", "Education Map", "Support", and "Sign In". Below the logo, a dropdown menu is open for "Dashboards & Education Focus Areas", listing options: "Dashboards & Education Focus Areas Landing Page", "Dashboards", "Education Focus Areas", "Compare Tool", and "Report Builder". The main content area features a large teal background with the text: "From preschool through postsecondary, and into the workforce, MI School Data is the State of Michigan's official source for education data." Below this text is a button labeled "About MI School Data".


Landing Page




MI School Data Report Builder

[Download Data Definitions](#)


The Report Builder allows users to create a custom dataset to fit their needs by combining a variety of data from across MI School Data into one report. Utilize the blue "Explore" buttons to see a wide variety of topics within a specific content area, or the smaller gray buttons to show you a specific subject with pre-selected locations.

 **Explore Early Childhood Data**

Explore data about early childhood systems and students in Michigan. Data includes program participation and how it translates to K-12 performance.

 **Explore K-12 Data**

Explore data relating to K-12 schools, districts, and ISDs, including graduation rates, assessment scores, and other accountability factors.

 **Explore Postsecondary Data**

Get to know data within the realm of postsecondary education. Includes information on enrollment counts, transfers, and success rates.

View pre-made explorations of various content areas

K-3 Absenteeism by Early Childhood Program Participation

Districts with the Highest Graduation Rates

District Assessment Scores and Comparison to Peers

Schools with the Highest Teacher Retention Rates

IHEs Ranked by Enrollment Counts

[Submit Feedback](#)

Filters



MI School Data Report Builder - K-12

[How to Download Your Table](#)

School Year:
 Entity Type:
 Location:
 Report Category:

[Reset Selections](#)

0 numerical filter(s) applied

Metrics:

Location	School Year	Report Category	Entity Type	Student Count (All Grades)	Attendance Rate (All Grades)	4-Year Graduation Rate
Statewide	2022-23	All Students/Staff	Statewide	1,437,279	90.5%	81.77%
Academic and Career Education Academy (56903)	2022-23	All Students/Staff	PSA District	100	92.2%	*
Academy for Business and Technology (82921)	2022-23	All Students/Staff	PSA District	495	85.5%	79.49%
Academy of Warren (50911)	2022-23	All Students/Staff	PSA District	802	83.2%	
Achieve Charter Academy (82717)	2022-23	All Students/Staff	PSA District	779	93.7%	
Adams Township School District (31020)	2022-23	All Students/Staff	LEA District	466	92.1%	>95%
Addison Community Schools (46020)	2022-23	All Students/Staff	LEA District	717	91.0%	85.00%
Adrian Public Schools (46010)	2022-23	All Students/Staff	LEA District	2,771	88.8%	82.63%
Advanced Technology Academy (63914)	2022-23	All Students/Staff	PSA District	1,215	89.6%	78.85%
AGBU Alex-Marie Manoogian School (63901)	2022-23	All Students/Staff	PSA District	425	93.3%	88.89%
Airport Community Schools (58020)	2022-23	All Students/Staff	LEA District	2,809	92.0%	79.82%
Akron-Fairgrove Schools (79010)	2022-23	All Students/Staff	LEA District	340	92.6%	>95%
Alanson Public Schools (24030)	2022-23	All Students/Staff	LEA District	229	92.9%	71.43%
Alba Public Schools (05010)	2022-23	All Students/Staff	LEA District	96	91.4%	*
Alcona Community Schools (01010)	2022-23	All Students/Staff	LEA District	677	91.1%	85.45%
Alcona Community School District (74020)	2022-23	All Students/Staff	LEA District	1,255	91.7%	91.92%

Explore
K-12
Data

[Download Data Definitions](#)

[Submit Feedback](#)

Filters

K-12 Metrics

- Attendance
- Graduation/Dropout
- Assessment
- Staffing
- Postsecondary
- And more!

MI School Data Report Builder - K-12

[How to Download Your Table](#)

⏪ School Year: 2022-23 Entity Type: Multiple selections Location: All Report Category: All Students/Staff Reset Selections

0 numerical filter(s) applied

Filters

Metrics

All ⌵

🔍 Search

- Attendance
- Graduation/Dropout
- M-STEP
- SAT
- PSAT
- WIDA

	School Year	Report Category	Entity Type	School Level	Locale Name	Count
	2022-23	All Students/Staff	Statewide	Statewide	Other/Not Specified	
	2022-23	All Students/Staff	PSA District	High School	Rural: Fringe	Midla
	2022-23	All Students/Staff	PSA District	Elem thru High School	City: Small	Wayn
	2022-23	All Students/Staff	PSA District	Elem_Middle School	City: Midsize	Maco
	2022-23	All Students/Staff	PSA District	Elem thru High School	Suburb: Large	Wayn
Achieve Charter Academy (82717)	2022-23	All Students/Staff	PSA District	Elem_Middle School	Rural: Fringe	Wayn
Adams Township School District (31020)	2022-23	All Students/Staff	LEA District	Elem thru High School	Rural: Distant	Houg
Addison Community Schools (46020)	2022-23	All Students/Staff	LEA District	Elem thru High School	Rural: Distant	Lenav
Adrian Public Schools (46010)	2022-23	All Students/Staff	LEA District	Elem thru High School	Town: Distant	Lenav
Advanced Technology Academy (63914)	2022-23	All Students/Staff	PSA District	Elem thru High School	City: Midsize	Wayn
AGBU Alex-Marie Manoogian School (63901)	2022-23	All Students/Staff	PSA District	Elem thru High School	City: Small	Oakla
Airport Community Schools (58020)	2022-23	All Students/Staff	LEA District	Elem thru High School	Rural: Fringe	Monr
Akron-Fairgrove Schools (79010)	2022-23	All Students/Staff	LEA District	Elem thru High School	Rural: Distant	Tusco
Alanson Public Schools (24030)	2022-23	All Students/Staff	LEA District	Elem thru High School	Rural: Distant	Emme
Alba Public Schools (05010)	2022-23	All Students/Staff	LEA District	Elem thru High School	Rural: Remote	Antrir
Alcona Community Schools (01010)	2022-23	All Students/Staff	LEA District	Elem thru High School	Rural: Distant	Alcon

[Download Data Definitions](#) [Submit Feedback](#)

Filter on
percentage
-based
columns

MI School Data Report Builder - K-12 [How to Download Your Table](#)

School Year: 2022-23 Entity Type: Multiple selections Location: All Report Category: All Students/Staff [Reset Selections](#)

Metrics: Multiple selections

Location	School Year	Report Category	Entity Type	Student Count (All Grades)	Attendance Rate (All Grades)	4-Year Graduation Rate
Statewide	2022-23	All Students/Staff	Statewide	1,437,279	90.5%	81.77%
Academic and Career Education Academy (56903)	2022-23	All Students/Staff	PSA District	100	92.2%	*
Academy for Business and Technology (82921)	2022-23	All Students/Staff	PSA District	495	85.5%	79.49%
Academy of Warren (50911)	2022-23	All Students/Staff	PSA District	802	83.2%	
Achieve Charter Academy (82717)	2022-23	All Students/Staff	PSA District	779	93.7%	
Adams Township School District (31020)	2022-23	All Students/Staff	LEA District	466	92.1%	>95%
Addison Community Schools (46020)	2022-23	All Students/Staff	LEA District	717	91.0%	85.00%
Adrian Public Schools (46010)	2022-23	All Students/Staff	LEA District	2,771	88.8%	82.63%
Advanced Technology Academy (63914)	2022-23	All Students/Staff	PSA District	1,215	89.6%	78.85%
AGBU Alex-Marie Manooogian School (63901)	2022-23	All Students/Staff	PSA District	425	93.3%	88.89%
Airport Community Schools (58020)	2022-23	All Students/Staff	LEA District	2,809	92.0%	79.82%
Akron-Fairgrove Schools (79010)	2022-23	All Students/Staff	LEA District	340	92.6%	>95%
Alanson Public Schools (24030)	2022-23	All Students/Staff	LEA District	229	92.0%	71.43%
Alba Public Schools (05010)	2022-23	All Students/Staff	LEA District	96	91.4%	*
Alcona Community Schools (01010)	2022-23	All Students/Staff	LEA District	677	91.1%	85.45%
Alcona Community School District (74020)	2022-23	All Students/Staff	LEA District	1,265	91.7%	91.02%

[Download Data Definitions](#) [Submit Feedback](#)

1 numerical filter(s) applied

Filters

Search

Filters on this page

% of Total Students (All Grades) is (All)

Attendance Rate (All Grades) is 50-74.99%, 75-95%, or >95%

Search

- <5%
- 5-24.99%
- 25-49.99%
- 50-74.99%
- 75-95%
- >95%

% Chronically Absent is (All)

Attendance Rate - Chronically Absent Stud... is (All)

% Not Chronically Absent is (All)

The Report Builder allows users to create a custom dataset to fit their needs by combining a variety of data from across MI School Data into one report. Utilize the blue "Explore" buttons to see a wide variety of topics within a specific content area, or the smaller gray buttons to show you a specific subject with pre-selected locations.

Filters

Explore Early Childhood Data

Explore data about early childhood systems and students in Michigan. Data includes program participation and how it translates to K-12 performance.

Explore K-12 Data

Explore data relating to K-12 schools, districts, and ISDs, including graduation rates, assessment scores, and other accountability factors.

Explore Postsecondary Data

Get to know data within the realm of postsecondary education. Includes information on enrollment counts, transfers, and success rates.

View pre-made explorations of various content areas

K-3 Absenteeism by Early Childhood Program Participation

Districts with the Highest Graduation Rates

District Assessment Scores and Comparison to Peers

Schools with the Highest Teacher Retention Rates

IHEs Ranked by Enrollment Counts

[Submit Feedback](#)

Start from pre-built options and add-on metrics as desired



MI School Data Report Builder - K-12

[How to Download Your Table](#)

School Year: Entity Type: Location: Report Category:

[Reset Selections](#)

0 numerical filter(s) applied

Metrics

Location	School Year	Report Category	4-Year Graduation Rate
Adams Township School District (31020)	2022-23	All Students/Staff	>95%
Akron-Fairgrove Schools (79010)	2022-23	All Students/Staff	>95%
Armada Area Schools (50050)	2022-23	All Students/Staff	>95%
Athens Area Schools (13050)	2022-23	All Students/Staff	>95%
Atlanta Community Schools (60010)	2022-23	All Students/Staff	>95%
Bark River-Harris School District (21090)	2022-23	All Students/Staff	>95%
Bath Community Schools (19100)	2022-23	All Students/Staff	>95%
Bear Lake Schools (51020)	2022-23	All Students/Staff	>95%
Berkley School District (63050)	2022-23	All Students/Staff	>95%
Birmingham Public Schools (63010)	2022-23	All Students/Staff	>95%
Black River Public School (70904)	2022-23	All Students/Staff	>95%
Bloomfield Hills Schools (63080)	2022-23	All Students/Staff	>95%
Breitung Township School District (22030)	2022-23	All Students/Staff	>95%
Bridgman Public Schools (11340)	2022-23	All Students/Staff	>95%
Central Lake Public Schools (05035)	2022-23	All Students/Staff	>95%
Centreville Public Schools (75030)	2022-23	All Students/Staff	>95%

[Download Data Definitions](#)


[Submit Feedback](#)

Questions?

- *Joel Thiele, ThieleJ@michigan.gov*
- *CEPI Customer Support, CEPI@michigan.gov*

www.michigan.gov/CEPI

Thank you



*Education matters.
Discover what's
working in Michigan
at mischooldata.org.*