



Civil Rights Data Collection (CRDC)

2023/24 Collection

MPAAA Fall 2024

Rob Dickinson, Executive Director



CRDC Prep

Agenda

- How We Got Here
- Additions & Deletions
- Collection Overview
- Collection Methods
- Collection Concepts
- The Items – District Level
- The Items – Building level

Questions

<https://mpaaa.org/crdc2024>



CRDC Overview

- U.S. Department of Education (USED) Office of Civil Rights (OCR)
- Authorized by:
 - Civil Rights Act of 1964 (Title VI)
 - Education Amendments Act of 1972 (Title IX)
 - Rehabilitation Act of 1973 (Section 504)
 - Dept. of Ed. Organization Act (20 USC 3413)
- Regulatory Lookups:
 - 34 CFR 100.6(b)
 - 34 CFR 106.71
 - 34 CFR 104.61



CRDC Overview

- First Collection (paper) in 1968
- 2000, all School Districts and public Schools in US
- Then, went to sample survey, roughly 7,000 Districts through 2009-10
 - 2-year survey: part 1 one year, part 2 the following year
- 2011-12 – Returned to universal collection, every other year
- Every school district and public school in nation
 - Part 1, part 2 now collected at the same time
- Data from past collections available at ocrdata.ed.gov



CRDC Overview

- Every District & School
- Uses NCES district and building codes to ID data
 - National Center for Educational Statistics
- 7 digit District code, 12 digit building
- Example: Alger Middle School, Grand Rapids Public
 - District code: 2616440
 - Building code: 261644008575 (use whole 12 digits)
- Online lookup utility:
<https://nces.ed.gov/ccd/schoolsearch/>
- Also listed in EEM (Educational Entity Master)



CRDC Timelines

- 2017/18 Collection
 - Opened for collection February 2019
- 2019/20 Collection
 - Canceled due to covid
- 2020/21 Collection
 - Off year collection - was open December 13, 2021 to 2/28/22
- 23/24 Collection
 - Resume old cycle, so collecting 2 years in a row
 - Will be based on Fall 2023 count day
 - Was supposed to be collected in winter 22/23
 - Collection delayed until winter 23/24
- **2023/24**
 - 23/24 collection will be based on fall 23 count date
 - Going back to 14-month delay, not 2 years
 - Collection open Dec 9, 2024 – March 7, 2025 (or longer)

CRDC Timelines

23/24 Collection

- Collection Website:
<https://crdc.communities.ed.gov/#program>
- New staff should have the existing primary user create their access within the CRC System. If there are NO existing Staff, call the CRDC Helpdesk to create a new primary user.

CRDC Overview

23/24 Collection

- Data from fall 2023 General Collection
- Scheduled to open Monday, 12/09/24
- Scheduled to be open 75 days plus downtime
- Will get VERY congested. Slow towards the end of the collection
 - This is not Amazon, they DO NOT have enough servers!
- Theme for the day – DON'T WAIT!!!

Additions & Deletions

23/24 Collection – Changes from 21/22

Restoring previously removed questions:

- 32 questions that were included as optional in 21/22
 - 10 Questions at the District level
 - 22 questions at the School level
- 9 questions that are **new AND required** for 23/24
 - All at the building level

Additions & Deletions

OPTIONAL for 2023/24 Collection

- Non-Binary – Added as a new form of disaggregation
 - Most, but not every disaggregated question
 - Only report if you are already collecting ALL data this way
 - NOT foreseen in State-level collections (CEPI, MDE)
 - DO NOT PARTIALLY REPORT! System will throw errors
 - Report all, or none!



CRDC Overview

2023/24 Collection – Who you report

- Buildings
 - Report the school if they have students in attendance regularly for more than 50% of the school day
- Students
 - Report all students for with you provide the greatest part (typically over 50%) of their education
 - Cooperative ed students – you can decide who reports, Districts with >50% is SUPPOSED to report
 - DO NOT ASSUME – talk with your partner districts to make sure you are all on the same page

CRDC Overview

Good news vs Bad news

- First, the bad news
 - BIG collection
 - District data – roughly 250 data points
 - Building data – up to 1,500+ data points ON EACH BUILDING depending on grades and programs
 - Rules conflict, offer you the chance to admit, without warning, to violations of federal and state law
 - Internal consistency checks are VERY aggravating
 - Everything that can add up , must add up, or errors occur
 - Online forms – EVERY district in US will use at same time
 - File submission MUCH preferred



CRDC Overview

Good news vs Bad news

- The Good news
 - Online submission is NOT the only way to go
 - 1 school – MIGHT want to use online
 - DO so VERY EARLY in the collection timeline
 - If AT ALL possible, use SMS developed reports, Excel templates, data files to complete most data
 - Use online to check completeness, consistency checks, fill in non-enrollment data (expenditures, staff, etc.)

CRDC methods

Online Submission

- Every user must have a login
- Official Point of Contact (POC) designated with OCR
- All communications flow through that person, can give rights to others
- POC designated last year during 21/22 reporting
- If that person is no longer at the District, you will need to call the helpdesk to get a new POC registered
- CRDC helpdesk
 - (855) 255-6901 (9 – 5 Eastern)
 - <https://crdc.communities.ed.gov>
- Logins and web address for collection will be sent from OCR to POC users



CRDC methods

CRDC Online Portal

- <https://crdc.communities.ed.gov>
- Links to all needed information, resources & system access
- Banners – hold mouse over to see additional links
 - Incorrect dates are shown on banners
- Best resource to get through all this!
 - *Please keep in mind, 'best' does not mean 'good'*



Home

[Home](#) > [Overview](#) > [Home](#)

CIVIL RIGHTS DATA COLLECTION RESOURCE CENTER

PARTNER SUPPORT CENTER

Contact PSC
(9am - 5pm ET)
855 255-6901

[click to Email PSC](#)

The Civil Rights Data Collection (CRDC) Partner Support Data Center (PSC) welcomes you to the CRDC Resource Center! This website contains resources for the CRDC, such as planning and preparation guides to assist in collecting and submitting your data, data tips, and CRDC data submission tool training documents. Click the buttons below for more information to get started.



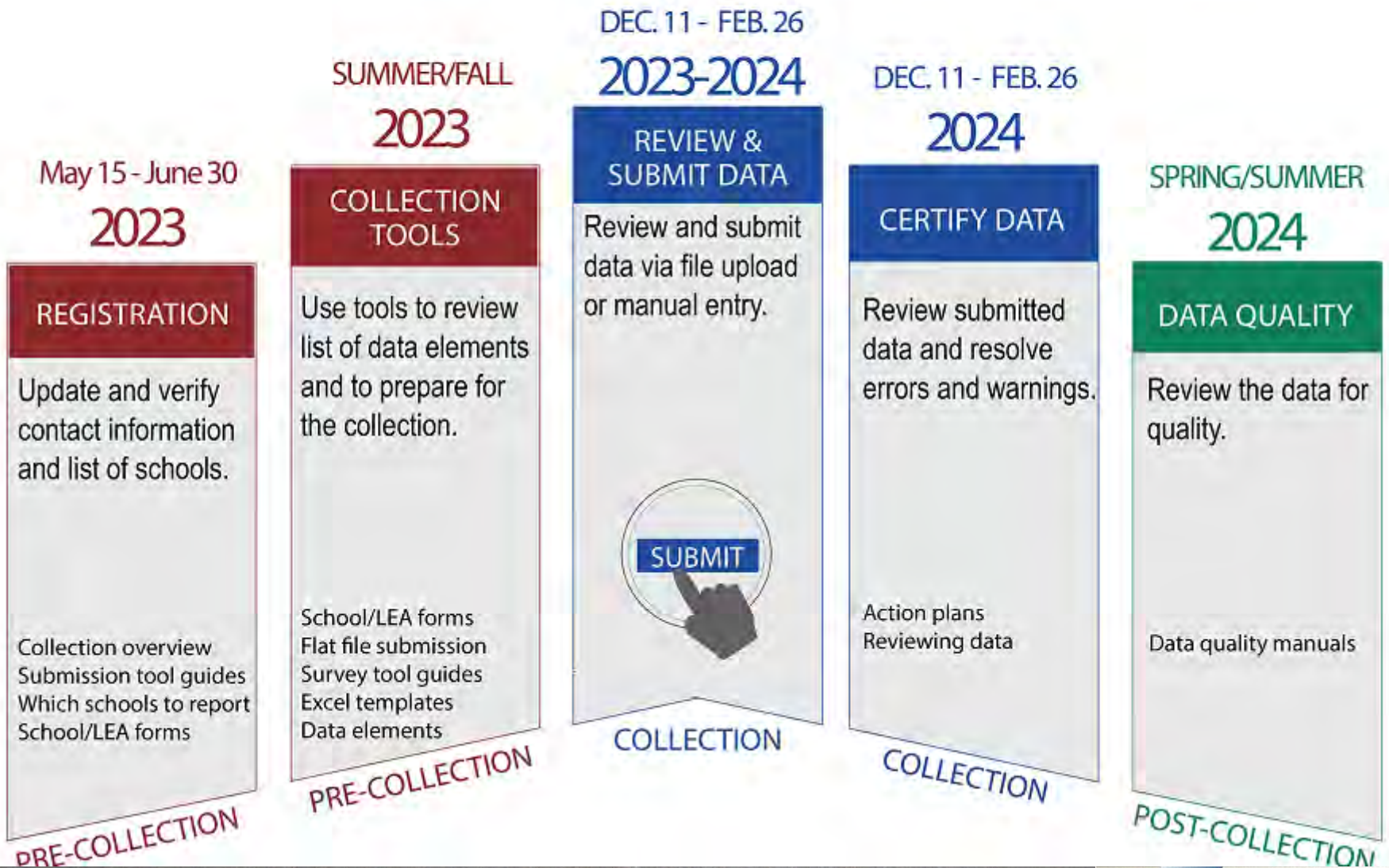
ANNOUNCEMENTS [scroll for additional announcements](#)

2025–26 and 2027–28 Civil Rights Data Collections Information Collection Request Now Available for Public Comment.

The Office for Civil Rights (OCR) is currently in the process of seeking approval from the U.S. Office of Management and Budget (OMB) to administer a Civil Rights Data Collection (CRDC) for the 2025–26 school year, and a CRDC for the 2027–28 school year. Proposed CRDC surveys must undergo two public notice and comment periods, pursuant to the Paperwork Reduction Act of 1995. The 2025–26 and 2027–28 CRDCs Information Collection Request (ICR) package was announced on October 17, 2024 in the Federal Register at <https://www.federalregister.gov>, and is now available for a 60-day public comment period. The complete ICR package is available at <https://www.regulations.gov>. For proposed changes to the survey, please review [OMB Supporting](#)

CRDC PHASES

Hover over a phase's colored title box to access instructions and other guidance resources associated with that phase.



School/LEA forms
PRE-COLLECTION

Data elements
PRE-COLLECTION

COLLECTION

COLLECTION

POST-COLLECTION



QUICK LINKS

- OCR Data
- LEA ID Finder
- OCR Legislation
- OCR Contacts
- U.S. Dept. of ED



NEW USERS

- Getting Started
- New Users Guide
- New User Videos



WORKGROUPS

- North Carolina
- SEA Engagement

Please email [Molly Hash](#) to join one of these two workgroups.

CRDC Calendar

Calendar

November 2024

Su	Mo	Tu	We	Th	Fr	Sa
27	28	29	30	31	1	2
3	4	5	6	7	8	9

Upcoming Events

Nov 28 CRDC PSC Closed - Thanksgiving Day

Dec 25 CRDC PSC Closed - Christmas Day

The CRDC Online system

Access through the Communities 360 portal

- Step 1 – Check your building counts!!
 - Any building openings or closures since 21/22 **MUST** be fixed before you start submitting data
- Beyond that, use as little as possible
- System will start out slow, and get worse as you approach the end of the collection
- Remember that 10,000+ Districts are using this system

START AND FINISH ASAP!!!



System Downloads

Student Management Systems

- May have download/reporting functions
- See SMS documentation for any assistance
- BEWARE!
 - Keep in mind you are reporting data form fall of 2023, not this last fall!
 - Don't report the wrong year
- May need to restore old data
- Use training or testing environments while working with old data

Excel Templates

- Provided by OCR
- District-level:
<https://crdc.communities.ed.gov/#communities/pdc/documents/17574>
- Building-level:
<https://crdc.communities.ed.gov/#communities/pdc/documents/17576>
- Allows data collection offline
- Includes definitions, error checking as data is collected
- Enter data in form, export as flat file for CRDC submission
- Shows you what you DON'T have to submit
- Direct from CRDC on portal



Flat files

- You can create you own files to submit
- Comma Delimited file (CSV)
- District (LEA) file – 2 lines
 - 1st line – data labels, 1st item MUST be LEA_ID
 - 2nd line – data, 1st item MUST be NCES ID for District
- After 1st column, any label, in any order
- Use “LEA Level Table Layout” document on the portal for data labels

Flat files

 Untitled - Notepad

File Edit Format View Help


```
LEA_ID,LEA_BUILDINGS,LEA_CRCOORD_SEX_FN  
2606440,53,"William"
```

Flat files

- You can create you own files to submit
- School file – 2+ lines
 - 1st line – data labels, 1st item MUST be BUILDING_ID
 - 2nd line – data, 1st item MUST be NCES ID for 1st Building
 - 3rd line – data for 2nd building
 - 4th line – Data for 3rd building
- After 1st column, any label, in any order
- As many or few schools as you want per file
- Use “School Level Table Layout” document on the portal for data labels



Flat files

 Sample school commadelimited.csv - Notepad

File Edit Format View Help

```
SCH_ID,SCH_GRADE_PS,SCH_GRADE_KG,SCH_GRADE_G01,SCH_GRADE_G02,  
452682912345,No,Yes,Yes,Yes,Yes,Yes,Yes,No  
452682923456,No,Yes,Yes,Yes,Yes,Yes,Yes,No|  
452682934567,No,Yes,Yes,Yes,Yes,Yes,Yes,Yes  
452682956789,No,Yes,Yes,Yes,Yes,Yes,Yes,Yes  
452682945678,No,Yes,Yes,Yes,Yes,Yes,Yes,Yes  
452682901234,No,Yes,Yes,Yes,Yes,Yes,Yes,Yes
```

Flat files

Editing flat files

- All upload files are unformatted CSV files
- MANY editing programs want to 'help ' you by adding formatting
 - Strip off leading zeros
 - Add font information
 - Add page breaks
- Once you generate a file, DON'T edit it in Excel or Access
 - Either:
 - Re-create the file with the changed data
 - Edit the file in notepad
- If you open in Excel to read, DON'T save!
 - **BEWARE OF AUTOSAVE!**



CRDC Concepts

- Data from files will ONLY overwrite existing data if there is a value submitted
- Blank or empty fields will NOT overwrite values already in the system
- Good thing, allows data submission in any order or fashion you prefer
- Applies to ALL files, Excel templates, or SMS downloads, or flat files
- If you want to remove a value already submitted
 - Put 'NS' in the field (Not Submitted)
 - Only way to remove existing data from system



CRDC Concepts

Collection Structure

- Fall snapshot (targeting October 1, 2023)
 - Michigan can use Fall 2023 count date (October 2, 2023)
 - Fall 2023 MSDS General Collection download
- Cumulative data for 2023-24
 - Not entirely accurate
 - For items that ask about 'who passed this course?', must tie to end of year data, not fall count



CRDC concepts

Collection Structure - Levels

- LEA (district) Level
 - Data for entire district
- School Level
 - Data for each school
 - Any school open during 2020/21 school year



CRDC Concepts

Collection Structure

- In general – each section:
- Starts with yes/no question (Does this school have XX?)
- Then student counts
- By Gender & By Ethnicity
 - # of white females
 - # of Multiracial males
- 2-3 Genders – 7 Ethnicities
- & EL, IDEA, Section 504

CRDC Concepts

Collection Structure

- 2 (or 3) Genders
 - Only allows male & female (required)
 - Non-binary is an optional 3rd gender
 - If you don't have a gender, consider not reporting the student
- 7 Race/Ethnicities
 - Hispanic/Latino of any race
 - American Indian or Alaskan Native
 - Asian
 - Black or African American
 - Native Hawaiian or Other Pacific Islander
 - White
 - 2 or more races

CRDC Concepts

Collection Structure

- 7 Race/Ethnicities
 - Complies with federal reporting guidelines
 - Will need conversion as CEPI typically converts data into reports
 - Converting the 2-Question format
 - If Hispanic/Latino is 'yes', student is marked Hispanic/Latino regardless of any other race(s) marked
 - If Hispanic/Latino is 'no'
 - Select race
 - If more than 1 checked, but Hispanic/Latino is 'no'
 - '2 or more races'
 - If student and/or parent will not self-identify – 'Look & Guess'

CRDC Concepts

Collection Structure

- EL, IDEA, Section 504
- In addition to race/gender
 - EL (English Learner)
 - Eligibility, regardless of participation
 - IDEA (Individuals with Disabilities Education Act)
 - Has an IEP or IFSP
 - Section 504
 - Physical Disability
 - ONLY if NO IEP or IFSP
 - If both, include with IDEA
- Some, or all are collected with student counts

CRDC Concepts

Collection Structure

- Duplicated & Unduplicated counts
 - Gender & race/ethnicity are unduplicated
 - Count student one time in one cell only
 - EL, IDEA, 504 is duplicated
 - Each EL student MUST also be reported with a race/ethnicity
 - Each IDEA student MUST also be reported with a race/ethnicity, MAY be reported with EL if appropriate
 - Each 504 student MUST also be reported with a race/ethnicity, MAY be reported with EL, MAY NOT be reported with IDEA
 - 504 & IDEA – report as IDEA

CRDC Concepts

Collection Structure

- Example:
 - White male, no LEP, IDEA, or Section 504 eligibility

Enrollment	Hispanic/ Latino	Am. Indian/ Alaskan	Asian	Hawaiian / Pac. Islander	Afr. Amer. / Black	White	Two or More races	EL	IDEA	Section 504
Male						1				
Female										

Collection Structure

CRDC Concepts

- Example:
 - Asian female, EL eligible, no IDEA, or Section 504 eligibility

Enrollment	Hispanic/ Latino	Am. Indian/ Alaskan	Asian	Hawaiian / Pac. Islander	Afr. Amer. / Black	White	Two or More races	EL	IDEA	Section 504
Male										
Female			1					1		

CRDC Concepts

- Collection Structure - Sections
- QUIZ TIME!
 - On the paper grid being handed out, please mark enrollment for:
 - Question 1 – male student, marked as Hispanic/Latino and White, With EL eligibility only, no IEP or 504
 - Question 2 – female student, marked as White and as Pacific Islander, with EL and IEP, no 504
 - Question 3 – Male student, marked as white, no IEP, 504 eligible, no EL eligibility
 - Question 4 – female student, marked as Hispanic/ Latino, Asian and White, is EL eligible, has an IEP and is section 504 eligible

District and school Forms

- Each item outlined
- Labels correspond to Labeling in District level or school level table layout documents
- Allows you to refer back to details in federal documents
- VERY long & tedious, important details you need to know



District Form

- SSPR: Students, Schools & Programs
 - District ID (NCES code)
 - SSPR-1: Count of Students
 - 1 number, no disaggregation
 - All students served by the LEA, . PK-12, UG
 - As of the Fall 2023 count day
 - Include non-public ONLY if they are IDEA students
 - TRAP - Must equal total of all buildings' total enrollment
 - Do building reports first, then total to find this number
 - SSPR-2: Count of Students Served in Non-LEA Facilities
 - 1 number, no disaggregation
 - Students served in ISD facilities, residential facilities, hospitals
 - NOT taught at another district's school
 - Would include Virtual if not at school facility on Count day





District Form

- SSPR: Students, Schools & Programs
 - SSPR-3: Count of Schools
 - 1 number, no disaggregation
 - Schools operating at time of Fall 2023 general collection
 - TRAP - Should be count of schools in CRDC home page
 - SSPR-4: Early Childhood Program Indicator (**Req**)
 - Yes/No Field
 - Did District provide early childhood services to students birth to 2 years old as of the fall count date?
 - IDEA or non-IDEA services



District Form

- SSPR: Students, Schools & Programs
 - SSPR-5: Early Childhood for non-IDEA Children (**Req**)
 - Yes/No Field
 - Did District provide early childhood services to students birth to 2 years old as of the fall count date?
 - ONLY non-IDEA services
 - SSPR-6: Preschool Program Indicator
 - Yes/No Field
 - Did District provide early childhood services to students 3 to 5 years old as of the fall count date?
 - IDEA or non-IDEA services



District Form

- SSPR: Students, Schools & Programs
 - SSPR-7: Preschool Daily Length and Cost (**Req**)
 - 4 separate Yes/No questions
 - For the fall 23 count day, did your district offer:
 - Full-day preschool at no charge
 - Full day preschool at some cost to parents
 - Part-day preschool at no charge to parents
 - Part day preschool at some cost to parents
 - Include IDEA and non-IDEA students, do not include non-public.
 - Full-day is 6 or more hours of instruction

District Form

- SSPR: Students, Schools & Programs
 - SSPR-8: Preschool eligibility – All Children (**Req**)
 - Yes/No Field
 - Did District offer preschool services to all children in the District aged 3 to 5?
 - Can be at LEA or non-LEA facilities
 - SSPR-9: Preschool eligibility – Student Groups (**Req**)
 - Only answer if SSPR-8 is 'NO'
 - 3 separate Yes/No questions
 - Did District offer targeted preschool services to:
 - Children with disabilities (IDEA)
 - Children in Title 1 schools
 - Children from low-income families

District Form

- SSPR: Students, Schools & Programs
 - SSPR-10: Preschool children served
 - 3 integer questions
 - As of the fall 23 count day, how many children in the preschool program were:
 - 3 years old
 - 4 years old
 - 5 years old
 - SSPR-11: Preschool age for non-IDEA Children (**Req**)
 - 2 integer questions
 - As of the fall 23 count day, how many non-IDEA children in the preschool program were:
 - 3 years old
 - 4 or 5 years old

District Form

- SSPR: Students, Schools & Programs
 - SSPR-12: Kindergarten Program Indicator (**Req**)
 - Yes/No question
 - Did the District have a Kindergarten program operating on the fall count day in 2023?
 - SSPR-13: Kind. Daily Length and Cost (**Req**)
 - 4 yes/no questions
 - For the fall 23 count day, did your district offer:
 - Full-day Kindergarten at no charge
 - Full day Kindergarten at some cost to parents
 - Part-day Kindergarten at no charge to parents
 - Part day Kindergarten at some cost to parents
 - A full day is 6 hours or more




District Form

- CRCO: Civil Rights

- CRCO-1: Civil Rights Coordinators


- 3 types – Title 9, Title 6, Title 2/section 504

- Yes/no for each one (3 total)

- 
- TRAP – you must answer ‘yes’ or you are admitting being in violation of Civil Rights Regulations

- CRCO-2: Civil Rights Coordinator Contact Information

- First Name, Last Name, Email

- 
- If you don't know who these people are, put Superintendent

- Must answer 3 times, but can be same person

- As of the 23/24 school year, NOT current



District Form

- CRCO: Civil Rights
 - CRCO-3: Desegregation Plan
 - Yes/No question
 - For the fall 23 count date, was the LEA covered by an OCR-ordered desegregation order or plan?



District Form

- HIBD: Harassment & Bullying
 - HIBD-1: Harassment or Bullying Policy Indicator
 - Yes/no
 - Do you have written policy or Policies on Harassment or bullying of students on the basis of sex, race/color/origin and Disability?
 - • TRAP – you must answer ‘yes’ or you are admitting being in violation of Civil Rights Regulations
 - HIBD-2: Harassment/Bullying Policy Web Link Indicator
 - Yes/No question
 - Is your policy published on the internet?
 - • TRAP – you must answer ‘yes’ or you are admitting being in violation of Civil Rights Regulations



District Form

- HIBD: Harassment & Bullying
 - HIBD-3: Harassment or Bullying Web Link
 - URL
 - What is the link to your bullying/Harassment Policy
 - TRAP – you must provide a link or you are admitting being in violation of Civil Rights Regulations
- HIBD-4: Harassment or Bullying Policy Indicator – Other Categories (**Req**)
 - 3 yes/no questions
 - Do you have written policy or Policies on Harassment or bullying of students on the basis of:
 - Sexual Orientation
 - Gender Identity
 - Religion

District Form

- HIBD: Harassment & Bullying
 - HIBD-5: Harassment/Bullying Policy (Other) Web Link Indicator (**Req**)
 - 3 Yes/No questions
 - Is your policy published on the internet for bullying on the basis of:
 - Sexual Orientation
 - Gender Identity
 - Religion
 - HIBD-6: Harassment or Bullying Web Link (**Req**)
 - 3 URLs
 - What is the link to your bullying/Harassment Policy on:
 - Sexual Orientation
 - Gender Identity
 - Religion

District Form

- DSED: Distance Learning
 - DSED-1: Distance learning Indicator
 - Yes/no
 - Did the District hold any distance learning courses?
 - Credit-granting, some sort of remote transmission, internet or video based, content delivered over some remote technology
 - DSED-2: Distance learning Student Counts
 - Only Answer if DSED-1 was 'yes'
 - Student counts, disaggregated by race/ethnicity & gender, plus EL and IDEA
 - How many students, disaggregated, took distance learning courses during the year?



District Form

- HSEE: High School Equivalency
 - HSEE-1: High School Equivalency Program Indicator
 - Yes/no
 - Did the District provide any high school equivalency exam preparation programs?
 - HSEE-2: High School Equivalency Program Student Counts
 - Only answer if HSEE-1 was 'yes'
 - Student counts, disaggregated by race/ethnicity & gender, plus EL and IDEA
 - How many students, by type, took part in your high school equivalency program during the year?

School Form

- End of District form!
- Next Sections are to be completed for EVERY school in your District that operated during 23/24
- Note that questions jump back and forth between count day, last day, and whole year questions

School Form

- SCHR: School Characteristics
 - SCHR-1: Fully Virtual School Indicator
 - Yes/no question
 - Preschool, K-12, Ungraded
 - Was **all** instruction provided by this school for the 23/24 school year done so virtually?
 - SCHR-2: Justice Facility
 - Yes/no question
 - Preschool, K-12, Ungraded
 - Was this school primarily a justice facility for the 23/24 school year?

School Form

- SCHR: School Characteristics
 - SCHR-3: Grades with Students Enrolled
 - 15 separate yes/no answers (answer all)
 - Preschool, K-12, Ungraded
 - Did you have students in this grade at this school on the fall count day?
 - SCHR-4: Ungraded Detail
 - Only answer if ungraded is 'yes' in SCHR-3
 - 3 separate yes/no answers (answer all)
 - As of the fall count date:
 - School has ungraded elementary aged students
 - School has ungraded middle school aged students
 - School has ungraded high school aged students



School Form

- SCHR: School Characteristics
 - SCHR-5: School Characteristics
 - 4 separate yes/no answers (answer all)
 - Is this school a special education school, primarily?
 - Is this a magnet program?
 - Is this a charter school?
 - Is this an alternative school?
 - For magnet schools, only count if there is a written mission statement with the explicit aim of preventing minority group isolation.

School Form

- SCHR: School Characteristics
 - SCHR-6: Magnet School Details
 - Only answer if magnet is 'yes' in SCHR-3
 - yes/no
 - Does the entire school participate in the magnet school program?
 - SCHR-7: Alternative School Detail
 - Only answer if alternative is 'yes' in SCHR-3
 - Is alternative school geared to students with academic problems, discipline problems, or both?
 - Valid responses:
 - 'Academic'
 - 'Discipline'
 - 'Both'

School Form

- DIND: COVID Indicators
 - DIND-1: Instructional Type
 - 1 Response, letter code A – D
 - A: In-person only, B: Remote only, C: Blended D: No change due to COVID
 - All Schools - Preschool, K-12, Ungraded
 - Choose the option that best describes the effect of the pandemic during the 2023/24 school year
 - If B or C, answer next 3 questions
 - DIND-2: Remote Instruction
 - 1 response, letter code A - C
 - Any school offering remote instruction due to COVID in 2023/24
 - Were virtual students located(A) in school, (B) Out-of school, or (c) Both

School Form

- DIND: COVID Indicators
 - DIND-3: COVID-Related – Remote Instruction amount
 - 1 Response, letter code A - D
 - Any school offering remote instruction due to COVID in 2023/24
 - Choose the option that best describes the daily amount of Virtual Instruction provided by teachers during the 2023/24 school year
 - A: 5 or more hours per day / B: 3-4 hours per day / C:1-2 hours per day / D: Less than 1 hour
 - DIND-4: Remote Instruction Percentage
 - 1 response, letter code A - D
 - Any school offering remote instruction due to COVID in 2023/24
 - What percentage of your building's students received some remote instruction during 23/24? A:1-25%, B:25-50%, C:51-75%,D:>75%

School Form

- PSCH: Preschool
 - PSCH-1: Preschool age for non-IDEA students
(Req)
 - Only answer if preschool is 'yes' in SCHR-3
 - 2 Integer counts by age of non-IDEA students served in preschool programs on the fall count day
 - 1: 3 years old on the count day, 2: 4-5 years old
 - PSCH-2a: Preschool English Learner (New&Req)
 - Only answer if preschool is 'yes' in SCHR-3
 - Yes/no Question
 - Were preschool students in this building evaluated to see if they were English learners

School Form

- PSCH: Preschool
 - PSCH-2b: Preschool English Learner Identification Indicator (**New&Req**)
 - Only answer if preschool is 'yes' in SCHR-3
 - Yes/no Question
 - On the fall Count date, were there preschool students who had already been identified as English learners enrolled in the building
 - PSCH-2c: Preschool Section 504 Indicator (**New&Req**)
 - Only answer if preschool is 'yes' in SCHR-3
 - Yes/no Question
 - Were preschool students in this building evaluated to see if they required section 504 services

School Form

- PSCH: Preschool
 - PSCH-2d: Preschool Section 504 Identification Indicator (**New&Req**)
 - Only answer if preschool is 'yes' in SCHR-3
 - Yes/no Question
 - On the fall Count date, were there preschool students who had already been identified as needing section 504 services enrolled in the building
 - PSCH-3: Preschool Enrollment
 - Student counts, disaggregated by race/ethnicity & gender, plus EL and IDEA and 504
 - What was the school enrollment in ALL Preschool grades and programs as of the count day?
 - Totals here will be tied to later breakouts!





School Form

- PSCH: Preschool

- PSCH-4a: Preschool enrollment for English Learners
 - Student counts, disaggregated by race/ethnicity & gender
 - What was the school enrollment in Preschool English learners as of the count day?
 - Totals must match EL column in PSCH-3



- PSCH-4b: Preschool enrollment for English Learners in EL Programs

- Student counts, disaggregated by race/ethnicity & gender, plus IDEA
- What was the school enrollment in Preschool English learners who were taking EL program content as of the count day?



School Form

- PSCH: Preschool
 - PSCH-5: Preschool enrollment for Students with Disabilities, but not section 504
 - Student counts, disaggregated by race/ethnicity & gender, plus English Learners
 - What was the school enrollment of Preschool students with Disabilities as of the count day?
 - Totals must match IDEA column in PSCH-3
- PSCH-6: Preschool enrollment for Non-IDEA Students Served by Section 504
 - Student counts, disaggregated by race/ethnicity & gender, plus English Learners
 - What was the school enrollment in Preschool students who are not IDEA, but have section 504 services, as of the count day?
 - Totals must match 504 column in PSCH-3



School Form

- ENRL: Enrollment
 - ENRL-1: Overall Student Enrollment
 - Student counts, disaggregated by race/ethnicity & gender, plus EL and IDEA and 504
 - What was the school enrollment in ALL grades and programs as of the count day?
 - Totals here will be tied to later breakouts!
 - Example: If you have no EL students in this total, you may not report any EL students in later questions
 - Use this number for each building to sum to SSPR-1





School Form

- ENRL: Enrollment
 - ENRL-2a: EL Eligible Enrollment
 - Only answer if EL enrollment > 0 in ENRL-1
 - 1 sets of student counts, disaggregated by race/ethnicity & gender
 - What was the building enrollment in ALL grades of EL eligible students as of the count day?
 - EL eligible counts must equal EL totals in SCHR-3 by gender





School Form

- ENRL: Enrollment
 - ENRL-2b: EL Participation(Req)
 - Only answer if EL enrollment > 0 in SCHR-3
 - 1 sets of student counts, disaggregated by race/ethnicity & gender
 - What was the school's enrollment in ALL grades of EL participating students as of the count day?
 - No number in any cell can be greater than the corresponding cell in ENRL-2a



School Form

- ENRL: Enrollment
 - ENRL-3: Students with Disabilities
 - Only answer IDEA if IDEA enrollment > 0 in SCHR-3
 - A sets of student counts, disaggregated by race/ethnicity & gender, plus EL
 - What was the schools enrollment in ALL grades of students served under IDEA as of the count day?
 - IDEA numbers must equal IDEA totals in SCHR-3 by gender



School Form

- ENRL: Enrollment
 - ENRL-4: Students Served Under 504
 - Only answer IDEA if 504 enrollment > 0 in SCHR-3
 - A sets of student counts, disaggregated by race/ethnicity & gender, plus EL
 - What was the school enrollment in ALL grades of students served under section 504, but not IDEA, as of the count day?
 - 504 numbers must equal 504 totals in SCHR-3 by gender



School Form

- PENR: Program Enrollment
 - PENR-1: Gifted and Talented Program Indicator
 - Yes/no
 - Does not include AP or IB programs (those are collected separately)
 - Does this school have any students enrolled in gifted or talented programs as of the fall count day?
 - PENR-2: Gifted/Talented Student enrollment
 - Only answer if 'yes' to PENR-1
 - Student counts, disaggregated by race/ethnicity & gender, plus EL and IDEA
 - Does not include AP or IB programs (those are collected separately)
 - What is the count of students in gifted/talented programs as of the fall count date?

School Form

- PENR: Program Enrollment
 - PENR-3: Dual Enrollment Programs
 - Only for buildings with any grades 9-12
 - Yes/no Question
 - Does not include AP or IB programs (those are collected separately)
 - Students taking college courses for EMC programs would be included
 - Were there students in dual enrollment courses as of the fall count date?

School Form

- PENR: Program Enrollment
 - PENR-4: School Enrollment in Dual Enrollment Programs
 - Only respond if 'YES' in PENR-3
 - Student counts, disaggregated by race/ethnicity & gender, plus EL and IDEA
 - Does not include AP or IB programs (those are collected separately)
 - Students taking college courses for EMC programs would be included
 - What is the count of students in dual enrollment courses as of the fall count date?

School Form

- PENR: Program Enrollment
 - PENR-5: Credit Recovery Programs (**Req**)
 - Only for buildings with any grades 9-12
 - Yes/no question
 - Year long question (including summer school in summer of 2024), NOT fall Count only
 - Include any course designed to recover credit for a previously failed course
 - Any type of course (In-person, Virtual or Remote) should be included
 - Were there students in credit recovery courses at this building during 23/24, including the following summer in 2024?

School Form

- PENR: Program Enrollment
 - PENR-6: Credit Recovery Student Participation
(Req)
 - Only for buildings with any grades 9-12
 - 1 integer count of students
 - Year long question (including summer school in summer of 2022), NOT fall Count only
 - Include any course designed to recover credit for a previously failed course
 - Any type of course (In-person, Virtual or Remote) should be included
 - How many students were in credit recovery courses at this building during 23/24?



School Form

- COUR: Courses & Classes
 - COUR-1: Classes in Algebra 1 in Middle School
 - Only answer if 'student counts >0 in grade 7 or 8 in SCHR-3
 - Integer number of classes (sections) that cover Algebra 1 content, even if given another name
 - Do not include independent study as a separate class
 - How many separate classes of Algebra 1 were held **at this middle school** during the fall count?

School Form

- COUR: Courses & Classes
 - COUR-2: Grade 7 Students in Algebra 1 Indicator
 - Only answer if student count >0 in grade 7 in SCHR-3
 - Yes/no
 - Were there 7th graders taking Algebra 1 on the fall count date?
 - COUR-3: Grade 8 Students in Algebra 1 Indicator
 - Only answer if student count >0 in grade 8 in SCHR-3
 - Yes/no
 - Were there 8th graders taking Algebra 1 on the fall count date?



School Form

- COUR: Courses & Classes
 - COUR-4a: Count of Grade 7 & 8 Students in Algebra 1
 - Only answer if 'yes' to COUR-2 or COUR-3
 - Student counts, disaggregated by race/ethnicity & gender, plus EL and IDEA
 - How many 7th grade students were taking Algebra 1 on the **last** day of school?
- COUR-4b: Count of Grade 7 & 8 Students who passed Algebra 1
 - Only answer if 'yes' to COUR-2 or COUR-3
 - Student counts, disaggregated by race/ethnicity & gender, plus EL and IDEA
 - Which of the students in COUR-4a passed?
 - No answer may exceed the same cell in question COUR-4a



School Form

- COUR: Courses & Classes
 - COUR-5: Grade 8 Students in Geometry Indicator
 - Only answer if student count >0 in grade 8 in SCHR-3
 - Yes/no
 - Were there 8th graders taking Geometry on the fall count date?
 - COUR-6: Count of Grade 8 Students in Geometry
 - Only answer if 'yes' to COUR-5a
 - Integer number of students
 - How many 8th grade students were taking Geometry on the fall count day?

School Form

- COUR: Courses & Classes
 - COUR-7: Classes in Mathematics in High School
 - Only for buildings with students in grades 9-12
 - 5 Integer numbers of classes (sections) that cover Geometry, Algebra 1, Algebra 2, Advanced Mathematics, and Calculus, even if given another name
 - Do not include independent study as a separate class
 - How many separate sections of each of these courses were offered at this school over the fall count day?
 - NOTE: 'Advanced Math' means Trigonometry, Analytic Geometry, Math Analysis, Probability & Statistics, or Precalculus

School Form

- COUR: Courses & Classes
 - COUR-8a: High School Students Enrolled in Algebra 1 – grade 9 & 10
 - For schools with students in grades 9-12
 - 1 set of student counts, disaggregated by race/ethnicity & gender, plus EL and IDEA
 - Number of students taking Algebra 1 in grades 9 and 10 on the **LAST** day of the school year
 - COUR-8b: High School Students Passing Algebra 1 – grade 9 & 10
 - For schools with students in grades 9-12
 - 1 set of student counts, disaggregated by race/ethnicity & gender, plus EL and IDEA
 - Number of students passing Algebra 1 in grades 9 and 10
 - Which of the students in COUR-8a passed?
 - No cell in this answer may exceed the matching cell in COUR-8a



School Form

- COUR: Courses & Classes
 - COUR-9a: High School Students Enrolled in Algebra 1 – grade 11 & 12
 - For schools with students in grades 9-12
 - 1 set of student counts, disaggregated by race/ethnicity & gender, plus EL and IDEA
 - Number of students taking Algebra 1 in grades 11 and 12 on the **LAST** day of the school year
 - COUR-9b: High School Students Passing Algebra 1 – grade 11 & 12
 - For schools with students in grades 9-12
 - 1 set of student counts, disaggregated by race/ethnicity & gender, plus EL and IDEA
 - Number of students passing Algebra 1 in grades 11 and 12
 - Which of the students in COUR-9a passed?
 - No cell in this answer may exceed the matching cell in COUR-9a





School Form

- COUR: Courses & Classes
 - COUR-10: High School Students Enrolled in Geometry
 - For schools with students in grades 9-12
 - A sets of student counts, disaggregated by race/ethnicity & gender, plus EL and IDEA
 - Number of students taking Geometry during the fall count date



School Form

- COUR: Courses & Classes
 - COUR-11: High School Students Enrolled in Algebra 2
 - For schools with students in grades 9-12
 - A sets of student counts, disaggregated by race/ethnicity & gender, plus EL and IDEA
 - Number of students taking Algebra 2 during the fall count date



School Form

- COUR: Courses & Classes
 - COUR-12: High School Students Enrolled in Advanced Math
 - For schools with students in grades 9-12
 - A sets of student counts, disaggregated by race/ethnicity & gender, plus EL and IDEA
 - Number of students taking Advanced Math during the fall count date
 - NOTE: 'Advanced Math' means Trigonometry, Analytic Geometry, Math Analysis, Probability & Statistics, or Precalculus



School Form

- COUR: Courses & Classes
 - COUR-13: High School Students Enrolled in Calculus
 - For schools with students in grades 9-12
 - A sets of student counts, disaggregated by race/ethnicity & gender, plus EL and IDEA
 - Number of students taking Calculus during the fall count date
 - Do not include Precalculus here, put those students in COUR-12



School Form

- COUR: Courses & Classes
 - COUR-14: Classes in Science in High School
 - Only answer if 'yes' to students in grades 9 - 12 in SCHR-3
 - 3 Integer numbers of classes (sections) that cover Biology, Chemistry, and Physics, even if given another name
 - Do not include independent study as a separate class
 - Counts DO include AP or IB classes
 - How many separate classes of each subject below were held at this high school over fall count?
 - Biology
 - Chemistry
 - Physics



School Form

- COUR: Courses & Classes
 - COUR-15: High School Students Enrolled in Biology
 - For schools with students in grades 9-12 with more than 0 sections of biology in COUR-14
 - A sets of student counts, disaggregated by race/ethnicity & gender, plus EL and IDEA
 - Number of students taking Biology during the fall count date



School Form

- COUR: Courses & Classes
 - COUR-16: High School Students Enrolled in Chemistry
 - For schools with students in grades 9-12 with more than 0 sections of chemistry in COUR-14
 - A sets of student counts, disaggregated by race/ethnicity & gender, plus EL and IDEA
 - Number of students taking chemistry during the fall count date



School Form

- COUR: Courses & Classes
 - COUR-17: High School Students Enrolled in Physics
 - For schools with students in grades 9-12 with more than 0 sections of physics in COUR-14
 - A sets of student counts, disaggregated by race/ethnicity & gender, plus EL and IDEA
 - Number of students taking physics during the fall count date

School Form

- COUR: Courses & Classes
 - COUR-18: Classes in Computer Science in High School
 - Only answer if 'yes' to students in grades 9 - 12 in SCHR-3
 - 1 Integer number of classes (sections) in Computer Science
 - Do not include independent study as a separate class
 - Counts DO include AP or IB classes
 - CS courses include computer system design, software and hardware
 - Programming and coding would be considered CS
 - Use of software (browsers, spreadsheets, office productivity apps) do NOT constitute computer science courses
 - How many courses in computer science were taught during the 23/24 count day?



School Form

- COUR: Courses & Classes
 - COUR-19: High School Students Enrolled in Computer Science
 - For schools with students in grades 9-12 with more than 0 sections of computer science courses in COUR-18
 - A sets of student counts, disaggregated by race/ethnicity & gender, plus EL and IDEA
 - Number of students taking computer science during the fall count date

School Form

- COUR: Courses & Classes
 - COUR-20: Classes in Data Science in High School (Req)
 - Only answer if 'yes' to students in grades 9 - 12 in SCHR-3
 - 1 Integer number of classes (sections) in Computer Science
 - Do not include independent study as a separate class
 - Counts DO include AP or IB classes
 - How many courses in data science were taught during the 23/24 count day?

School Form

Data Science courses

- Data science courses focus on learning and gathering meaning from datasets, using methods from mathematics, statistics, computing, and other fields. Students in data science courses learn data-related skills, such as data cleaning, merging, analysis, modelling, and visualization; exposure to a wide variety of data types; and may study societal, ethical, and civic implications of data usage and analysis. Many data science courses also include coverage of the “data cycle,” akin to the scientific method: 1) formulating data-related questions; 2) gathering and collecting data; 3) exploring the data; 4) analyzing the data; and 5) interpreting and communicating the results, which then leads to additional inquiry.



School Form

- COUR: Courses & Classes
 - COUR-21: High School Students Enrolled in Data Science (**Req**)
 - For schools with students in grades 9-12 with more than 0 sections of data science courses in COUR-20
 - A sets of student counts, disaggregated by race/ethnicity & gender, plus EL and IDEA
 - Number of students taking data science during the fall count date

School Form

- COUR: Courses & Classes
 - COUR-22: Single-Sex Academic Class Indicator
 - Applies to all grade levels, schools
 - Yes/no
 - Did this school have students enrolled in one of more single-sex academic classes during the fall count day?
 - Only classes where only one gender is **permitted** to attend
 - Classes open to all, but only filled by one gender do not count
 - Independent student classes do not count
 - Physical education is not considered an academic course

School Form

- COUR: Courses & Classes
 - COUR-23: Single-Sex Academic Classes Detail
 - Only answer if 'yes' to COUR-22
 - Integer count of classes (sections), for both females and males (separately) for each of the following subject areas on the fall count day:
 - Mathematics
 - Science
 - English/Reading/Language Arts
 - Other Academic Subjects (History, Social Studies, Foreign Language and Computer Science)
- Note: These counts **DO** include AP and IB courses in these subjects

School Form

- APIB: Advanced Placement & International Baccalaureate Programs
 - APIB-1: International Baccalaureate Diploma Program Indicator
 - Only answer if 'yes' to students in grades 9-12 in SCHR-3
 - Yes/no
 - Did this school have students enrolled in an IB diploma program during the fall count day?
 - APIB-2: Count of International Baccalaureate Diploma Program Students
 - Only answer if 'yes' to APIB-1
 - Student counts, disaggregated by race/ethnicity & gender, plus EL and IDEA
 - How many students were in IB diploma programs on the fall count day?



School Form

- APIB: Advanced Placement & International Baccalaureate Programs
 - APIB-3: Advanced Placement Program Indicator
 - Only answer if 'yes' to students in grades 9-12 in SCHR-3
 - Yes/no
 - Did this school have students enrolled in any AP classes during the fall count day?
 - APIB-4: Count of **Different** Advanced Placement courses
 - Only answer if 'yes' to APIB-3
 - Integer count of AP courses (**not sections of the same course**)
 - How many separate AP courses were running at the school over the fall count day?



School Form

- APIB: Advanced Placement & International Baccalaureate Programs
 - APIB-5: Advanced Placement Course Self Selection Indicator
 - Only answer if 'yes' to APIB-3
 - Yes/no
 - Were students allowed to take AP classes in the fall without recommendations or any other qualifying criteria?
 - If any AP class had criteria other than standard prerequisites, answer 'no'
 - APIB-6: Count of Students in 1 or more Advanced Placement Classes
 - Only answer if 'yes' to APIB-3
 - Student counts, disaggregated by race/ethnicity & gender, plus EL and IDEA and 504
 - If student has >1 AP class, still count as 1
 - How many students were in AP classes on the fall count day?

School Form

- APIB: Advanced Placement & International Baccalaureate Programs
 - APIB-7: Advanced Placement Math Enrollment Indicator
 - Only answer if 'yes' to APIB-3
 - Yes/no
 - Did this school have students enrolled in one of more AP math classes during the fall count day?
 - APIB-8: Count of Students in Advanced Placement Math
 - Only answer if 'yes' to APIB-7
 - Student counts, disaggregated by race/ethnicity & gender, plus EL and IDEA
 - How many students were in one or more AP math classes on the fall count day?

School Form

- APIB: Advanced Placement & International Baccalaureate Programs
 - APIB-9: Advanced Placement Science Enrollment Indicator
 - Only answer if 'yes' to APIB-3
 - Yes/no
 - Did this school have students enrolled in one of more AP science classes during the fall count day?
 - APIB-10: Count of Students in Advanced Placement Science
 - Only answer if 'yes' to APIB-9
 - Student counts, disaggregated by race/ethnicity & gender, plus EL and IDEA
 - How many students were in one or more AP science classes on the fall count day?



School Form

- APIB: Advanced Placement & International Baccalaureate Programs
 - APIB-11: Advanced Placement Computer Science Enrollment Indicator
 - Only answer if 'yes' to APIB-3
 - Yes/no
 - Did this school have students enrolled in one of more AP computer science classes during the fall count day?
 - APIB-12: Count of Students in Advanced Placement Computer Science
 - Only answer if 'yes' to APIB-11
 - Student counts, disaggregated by race/ethnicity & gender, plus EL and IDEA
 - How many students were in one or more AP computer science classes on the fall count day?



School Form

- APIB: Advanced Placement & International Baccalaureate Programs
 - APIB-13: Advanced Placement Other Courses Enrollment Indicator (**Req**)
 - Only answer if 'yes' to APIB-3
 - Yes/no
 - Did this school have students enrolled in one or more AP course not included in the above categories during the fall count day?
 - APIB-14: Count of Students in Advanced Placement Computer Science (**Req**)
 - Only answer if 'yes' to APIB-13
 - Student counts, disaggregated by race/ethnicity & gender, plus EL and IDEA
 - How many students were in one or more AP course not included in the above categories during the fall count day?





School Form

- EXAM: SAT/ACT
 - EXAM-1: Student participation in the SAT or ACT
 - Only answer if 'yes' to students in grades 9-12 in SCHR-3
 - 1 set of student counts, disaggregated by race/ethnicity & gender, plus EL and IDEA
 - How many students took the SAT, ACT or both during the school year?

School Form

- STAF: School Staffing
 - STAF-1: Teachers – FTE Count and Certification
 - Applies to all grade levels, schools
 - Decimal sums of teaching staff FTE for:
 - All teachers in the building
 - Teachers who are certified
 - Teachers who are not certified
 - Count of certified and not certified must equal all teachers
 - Staff who teach at least one regularly scheduled course
 - Excludes Adult ed, postsecondary, substitutes, student teachers, paraprofessionals, aides, librarians who do not teach classes
 - Teachers working towards certification by way of an alternate route, or teaching on an emergency, temporary, or provisional credential **is not** considered to have met state requirements
 - Courses taught by a short-term sub **are not** considered taught by a certified teacher



School Form

- STAF: School Staffing
 - STAF-1: Teachers – FTE Count and Certification
 - Teacher FTE – 2 parts
 - Portion of the day
 - Teacher who teaches 3 out of 6 classes, 50%
 - Do not prorate FTE for teachers due to prep/conference hours. If you consider the teacher to be full time, mark as 1.00 FTE
 - Portion of the year
 - Teacher who leaves after 1st semester, 50%
 - Sub teacher only teaching 20 days, $20/180=11\%$
 - You may get numbers from the June 2024 REP report

School Form

- STAF: School Staffing
 - STAF-2: Teacher Certification in Specialized Areas (Req)
 - Applies to all grade levels, schools
 - 4 decimal numbers
 - Cumulative FTE of all teachers in the building with certifications in:
 - Mathematics
 - Science
 - English as a Second Language
 - Special Education

School Form

- STAF: School Staffing
 - STAF-3: Teacher Years of Experience(Req)
 - Applies to all grade levels, schools
 - 2 decimal numbers
 - Cumulative FTE of all teachers in the building who are:
 - In their first year of teaching
 - In their second year of teaching
 - This is years in the profession, not just at the building or District.



School Form

- STAF: School Staffing
 - STAF-4: Teacher Absenteeism(**Req**)
 - Applies to all grade levels, schools
 - 1 decimal number
 - Cumulative FTE of all teachers in the building who Missed more than 10 days of work during the 23/24 school year



School Form

- STAF: School Staffing
 - STAF-5a: Current Year Teacher Count(**Req**)
 - Applies to all grade levels, schools
 - Staff headcounts, disaggregated by race/ethnicity & gender
 - Report the staff included in STAF-1, but as headcounts disaggregated by gender and race/ethnicity



School Form

- STAF: School Staffing
 - STAF-5b: Teacher Retention Count(**Req**)
 - Applies to all grade levels, schools
 - 1 integer
 - Count of all teachers included in STAF-1 who also working at this same school in the preceding (22/23) school year.

School Form

- STAF: School Staffing
 - STAF-6: School Counselors FTE
 - Applies to all grade levels, schools
 - Decimal sum of counseling staff FTE during the school year
 - STAF-7: Support Staff FTE
 - Applies to all grade levels, schools
 - 3 Decimal sums of support staff FTE, broken out by:
 - FTE of school nurses
 - FTE of school psychologists
 - FTE of Social Workers
 - Include staff employed by other parties who are on scheduled assignment to the school




School Form

- SECR: School Security Staff
 - SERC-1: Security Staff FTE
 - Applies to all grade levels, schools
 - Decimal sum of security staff FTE, broken out by:
 - FTE of sworn law enforcement officers
 - FTE of security guards not sworn officers
 - Include municipally employed officers on scheduled assignment to the school

School Form

- RETN: Retention
 - RETN-1: Student Retention Indicator
 - Applies to all grade levels, schools
 - 13 separate yes/no questions, for grades with students in SCHR-3
 - Were any students retained in that grade during the school year?
 - RETN-2 GRK-12: Retention of Students
 - Applies to any grade with retention set to >0 students in SCHR-3
 - 13 sets of student counts, disaggregated by race/ethnicity & gender, plus EL and IDEA and 504
 - In each grade, how many students were retained during the year?

 ALL grades must be entered for RETN-2, even if 'no' was given for the grade in RETN-1. (lots of '0' entries!)



School Form

- ATHL: Interschool Athletics
 - ATHL-1: Interschool Athletics Indicator
 - Only answer if 'yes' to students in grades 9 - 12 in SCHR-3
 - Yes/no
 - Did this school have any student participate in interschool athletics during the school year, including the summer of 2024?
 - Competition between different schools, can be within same district
 - Line dance, debate, choir, band, sideline cheerleaders are not considered interschool athletics

School Form

- ATHL: Interschool Athletics
 - ALTH-2: Interschool Athletics Sports & Teams
 - Only answer if 'yes' to ALTH-1
 - 2 sets of 3 integer counts, for males, females (separately) and all students, of:
 - Number of sports
 - Number of teams
 - How many sports & teams were Male-only, Female-only and all students, participating in interschool athletics during the school year?
 - Sport – football, basketball, baseball
 - Team – JV Football, women's soccer



School Form

- ATHL: Interschool Athletics
 - ALTH-2: Interschool Athletics Sports & Teams
 - Consider sports where men and women compete on separate teams to be a single-sex sport, and all of its teams are single-sex teams
 - Teams with both genders SHOULD be included in the 'all students' column (male-only and female-only may NOT add up to all students, and this should be OK)
 - Results, not intentions, guide here:
 - A team open to all, who only has one gender present for the season is considered single-sex
 - A team normally single-sex, with one opposite gender student this year, is NOT considered single-sex



School Form

- ATHL: Interschool Athletics
 - ALTH-3: Interschool Athletics Participants
 - Only answer if 'yes' to ALTH-1
 - Integer counts of males & females (separately)
 - How many students, by gender, participated in interschool athletics during the school year?
 - Students on multiple teams during the year should be counted for each sport/team
 - All sports & teams are counted here, both single- and mixed-gender

School Form

- DISC: Student Discipline
 - DISC 1a: Preschool English Learner (**New&Req**)
 - Only answer if preschool is 'yes' in SCHR-3
 - Yes/no Question
 - Were preschool students in this building evaluated to see if they were English learners during the school year
 - DISC-1b: Preschool English Learner Identification Indicator (**New&Req**)
 - Only answer if preschool is 'yes' in SCHR-3
 - Yes/no Question
 - During the school year, were there preschool students who had already been identified as English learners enrolled in the building

School Form

- DISC: Student Discipline
 - DISC-1c: Preschool Section 504 Indicator (**New&Req**)
 - Only answer if preschool is 'yes' in SCHR-3
 - Yes/no Question
 - Were preschool students in this building evaluated to see if they required section 504 services during the school year
 - DISC-1d: Preschool Section 504 Identification Indicator (**New&Req**)
 - Only answer if preschool is 'yes' in SCHR-3
 - Yes/no Question
 - During the school year, were there preschool students who had already been identified as needing section 504 services enrolled in the building



School Form

- DISC: Student Discipline
 - DISC-2: Preschool Corporal Punishment (**Req**)
 - Were any preschool students corporally punished during the 23/24 school year
 - TRAP – Corporal Punishment is against the law in Michigan.
Your answer should be 'No'



School Form

- DISC: Student Discipline
 - DISC-3: Preschool Instances of Corporal Punishment (**Req**)
 - Only answer if DISC-2 = 'Yes'
 - Integer counts of instances involving:
 - All preschool students
 - Preschool students with IDEA services
 - Number of times preschoolers, and special education preschoolers, separately, were given corporal punishment during the school year
 - TRAP – Corporal Punishment is against the law. You answered 'No' to DISC-2, so don't answer this question!



School Form

- DISC: Student Discipline
 - DISC-4: Preschool Students who Received Corporal Punishment (**Req**)
 - Only answer if DISC-2 = 'Yes'
 - 1 set of disaggregated student counts by gender & Race/ethnicity, plus EL, IDEA and 504
 - Number of preschool students who were given corporal punishment during the school year
 - TRAP – Corporal Punishment is against the law. You answered 'No' to DISC-2, so don't answer this question!





School Form

- DISC: Student Discipline
 - DISC-5: Preschool Expulsions (**Req**)
 - Only answer if preschool is marked 'yes' in SCHR-3
 - 1 set of student counts, disaggregated by race/ethnicity and gender, plus EL, IDEA & 504
 - Number of preschool students who were expelled during the school year.

School Form

- DISC: Student Discipline
 - DISC-6: Preschool Instances of Suspension
 - Only answer if preschool is marked 'yes' in SCHR-3
 - Integer counts of out-of-school suspension instances involving:
 - All preschool students
 - Preschool students with IDEA services
 - Number of times preschoolers, and special education preschoolers, separately, were given out-of-school suspension during the school year
 - If a single student is suspended multiple times, include each instance

School Form

- DISC: Student Discipline
 - DISC-7: One Out-of-School Preschool Suspension
 - Only answer if preschool is marked 'yes' in SCHR-3
 - 1 set of student counts, disaggregated by race/ethnicity and gender, plus EL, IDEA & 504
 - Number of preschool students who received **one** out-of-school suspension during the school year.
 - DISC-9: More than one Out-of-School Preschool Suspension
 - Only answer if preschool is marked 'yes' in SCHR-3
 - 1 set of student counts, disaggregated by race/ethnicity and gender, plus EL, IDEA & 504
 - Number of preschool students who received **more than one** out-of-school suspension during the school year.




School Form

- DISC: Student Discipline
 - DISC-9: K-12 Corporal Punishment
 - Applies to all grade levels, schools
 - Yes/no
 - Does this school have any non-preschool students who received corporal punishment during the school year?
 - TRAP – Corporal Punishment is against the law in Michigan.
Your answer is 'No'






School Form

- DISC: Student Discipline
 - DISC-10: K-12 Corporal Punishment
 - Only answer if DISC-10 = 'Yes'
 - Integer counts of out-of-school suspension instances involving:
 - All non-preschool students without IDEA services
 - Non-preschool students with IDEA services
 - Number of times K-12 students, and special education students, separately, were given corporal punishment during the school year
-  • Your answer to DISC-9 was 'No', so skip this question



School Form

- DISC: Student Discipline
 - DISC-11& 12: K-12 students who received Corporal Punishment
 - Only answer if DISC-10 = 'Yes'
 - Disaggregated counts of students who:
 - DISC-11: Non-Preschool Children without disabilities
 - DISC-12: Non-Preschool students with IDEA services and/or section 504 services
 -  Number of students that were given corporal punishment during the school year
 - TRAP – Corporal Punishment is against the law. You answered 'No' to DISC-10, so don't answer this question!




School Form

- DISC: Student Discipline
 - DISC-13a: Discipline of Students Without Disabilities
 - Expulsion with Educational Services
 - Applies to all grade levels, schools
 - 1 set of student counts, disaggregated by race/ethnicity & gender, plus EL & 504
 - Number of non-IDEA students in grades K-12 who, during the school year, were expelled but received educational services during the period of their expulsion



School Form

- DISC: Student Discipline
 - DISC-13b: Discipline of Students Without Disabilities
 - Transfer to Alternative School
 - Applies to all grade levels, schools
 - 1 set of student counts, disaggregated by race/ethnicity & gender, plus EL
 - Number of non-IDEA students in grades K-12 who, during the school year, were transferred to an alternative school during the school year due to discipline issues.
 -  These students are considered included in DISC-13a, so all the students in this item should ALSO be listed in DISC-13a



School Form

- DISC: Student Discipline
 - DISC-15: Discipline of Students Without Disabilities
 - Expulsion without Educational Services
 - Applies to all grade levels, schools
 - 1 set of student counts, disaggregated by race/ethnicity & gender, plus EL & 504
 - Number of non-IDEA students in grades K-12 who, during the school year, were expelled but received educational services during the period of their expulsion

School Form

- DISC: Student Discipline
 - DISC-16: Discipline of Students With Disabilities – Expulsion **without** Educational Services
 - Applies to all grade levels, schools
 - 1 set of student counts, disaggregated by race/ethnicity & gender, plus EL
 - Number of IDEA students in grades K-12 who, during the school year, were expelled and did not receive educational services during the period of their expulsion



School Form

- DISC: Student Discipline
 - DISC-17: Discipline of Students Without Disabilities
 - Expulsion under Zero Tolerance
 - Applies to all grade levels, schools
 - 1 set of student counts, disaggregated by race/ethnicity & gender, plus EL
 - Number of non-IDEA students in the building who, during the school year, were expelled under state-mandated expulsion laws



School Form

- DISC: Student Discipline
 - DISC-18: Discipline of Students With Disabilities – Expulsion under Zero Tolerance
 - Applies to all grade levels, schools
 - 1 set of student counts, disaggregated by race/ethnicity & gender, plus EL and 504
 - Number of IDEA students in the building who, during the school year, were expelled under state-mandated expulsion laws



School Form

- DISC: Student Discipline
 - DISC-19: Discipline of Students Without Disabilities
 - One or More In-school Suspension
 - Applies to all grade levels, schools
 - 1 set of student counts, disaggregated by race/ethnicity & gender, plus EL
 - Number of non-IDEA students in the building who, during the school year, received in-school suspension during the school year
 - Remote students would be considered in-school suspended if their online access was shut down during the duration of their discipline.



School Form

- DISC: Student Discipline
 - DISC-20: Discipline of Students With Disabilities – One or More In-school Suspension
 - Applies to all grade levels, schools
 - 1 set of student counts, disaggregated by race/ethnicity & gender, plus EL
 - Number of IDEA students in the building who, during the school year, received in-school suspension during the school year
 - Remote students would be considered in-school suspended if their online access was shut down during the duration of their discipline and used supervised remote learning.

School Form

- DISC: Student Discipline
 - DISC-21: Instances of out-of-school Suspension
 - Applies to all grade levels, schools
 - 3 integer numbers
 - Number of times each of the following groups of students received an out-of-school suspension:
 - Students without disabilities
 - Students with Disabilities
 - Students with section 504 services
 - Note that this is **instances**, so if a student is suspended multiple times, count each instance



School Form

- DISC: Student Discipline
 - DISC-22: Discipline of Students Without Disabilities
 - One out-of-school Suspension
 - Applies to all grade levels, schools
 - 1 set of student counts, disaggregated by race/ethnicity & gender, plus EL
 - Number of non-IDEA students in the building who, during the school year, received only one out-of-school suspension during the school year



School Form

- DISC: Student Discipline
 - DISC-23: Discipline of Students With Disabilities – One out-of-school Suspension
 - Applies to all grade levels, schools
 - 1 set of student counts, disaggregated by race/ethnicity & gender, plus EL
 - Number of IDEA students in the building who, during the school year, received only one out-of-school suspension during the school year

School Form

- DISC: Student Discipline
 - DISC-24: Discipline of Students Without Disabilities
 - More than One out-of-school Suspension
 - Applies to all grade levels, schools
 - 1 set of student counts, disaggregated by race/ethnicity & gender, plus EL
 - Number of non-IDEA students in the building who, during the school year, received only one out-of-school suspension during the school year



School Form

- DISC: Student Discipline
 - DISC-25: Discipline of Students With Disabilities – More than One out-of-school Suspension
 - Applies to all grade levels, schools
 - 1 set of student counts, disaggregated by race/ethnicity & gender, plus EL
 - Number of IDEA students in the building who, during the school year, received only one out-of-school suspension during the school year

School Form

- DISC: Student Discipline
 - DISC-26: **School Days** Missed due to Out-of-School Suspension
 - Answer if numbers in disc-11 >0
 - Integer counts of days missed, disaggregated by race/ethnicity & gender, plus EL, idea, and 504
 - Cumulative number of school days missed by all students who received an out-of-school suspension during the year from this school

School Form

- ARRS: Referral to Law Enforcement
 - ARRS-1: Instances of Referral to Law enforcement (Req)
 - Applies to all grade levels, schools
 - 3 integer answers
 - Number of times a student at this school was referred to law enforcement, grouped by:
 - Students without Disabilities
 - Students with Disabilities
 - Students with section 504 services
 - Students can be referred to law enforcement for incidents occurring on school grounds, during school-related activities or while on school transportation, regardless of official action taken by law enforcement. Citations, tickets, court references and arrests are considered referrals



School Form

- ARRS: Referral to Law Enforcement
 - ARRS-2: Referral to Law enforcement for Students Without Disabilities
 - Applies to all grade levels, schools
 - 1 set of student counts, disaggregated by race/ethnicity & gender, plus EL
 - Number of non-IDEA students in the building in grades K-12 who, during the school year, were referred to law enforcement from this school



School Form

- ARRS: Referral to Law Enforcement
 - ARRS-3: Referral to Law enforcement for Students With Disabilities
 - Applies to all grade levels, schools
 - 1 set of student counts, disaggregated by race/ethnicity & gender, plus EL and 504
 - Number of IDEA students in the building in grades K-12 who, during the school year, were referred to law enforcement from this school

School Form

- ARRS: Referral to Law Enforcement
 - ARRS-4: Instances of School-Related Arrest(Req)
 - Applies to all grade levels, schools
 - 3 integer answers
 - Number of times a student at this school was referred to law enforcement, grouped by:
 - Students without Disabilities
 - Students with Disabilities
 - Students with section 504 services
 - All arrests are considered referrals to law enforcement, so all these numbers should ALSO be in ARRS-1



School Form

- ARRS: Referral to Law Enforcement
 - ARRS-5: Students Without Disabilities with School-Related arrests
 - Applies to all grade levels, schools
 - 1 set of student counts, disaggregated by race/ethnicity & gender, plus EL
 - Number of non-IDEA students in the building in grades K-12 who, during the school year, were arrested for school-related offences
 - All arrests are considered referrals to law enforcement, so all these numbers should ALSO be in ARRS-2

School Form

- ARRS: Referral to Law Enforcement
 - ARRS-6: Students With Disabilities with School-Related arrests
 - Applies to all grade levels, schools
 - 1 set of student counts, disaggregated by race/ethnicity & gender, plus EL
 - Number of IDEA students in the building in grades K-12 who, during the school year, were arrested for school-related offences
 - All arrests are considered referrals to law enforcement, so all these numbers should ALSO be in ARRS-3

School Form

Referral to Law Enforcement vs School-related arrest

- Referral to law enforcement is an action by which a student is reported by a school official or that official's designee to any law enforcement agency or official, such as a school police unit, for an incident that occurs on school grounds, during school-related events (in-person or remote), or while taking school transportation, regardless of whether official action is taken. Citations, tickets, court referrals, and school-related arrests are considered referrals to law enforcement.
- School-related arrest occurs when a law enforcement officer takes a student into custody, and intends to or appears to intend to seek charges against the student for a specific offense or offenses for any school-related activity. School-related activities include any activity conducted on school grounds, during off-campus school activities (in-person or remote), while taking school transportation, or due to a referral by any school official or that official's designee. All school-related arrests are considered referrals to law enforcement.

You will need a law degree to figure this out!





School Form

- OFFN: Offenses
 - OFFN-1: Offenses – Number of Incidents
 - Applies to all grade levels, schools
 - 9 Integer counts, for number of incidents involving:
 - Robbery with a weapon
 - Robbery without a weapon
 - Physical assault or fight with a weapon
 - Physical assault or fight without a weapon
 - Threats of physical attack with a weapon
 - Threats of physical attack without a weapon
 - Possession of a firearm or explosive



School Form

- OFFN: Offenses
 - OFFN-1: Offenses – Number of Incidents
 - Include incidents that occurred in school buildings, on school grounds, on busses, or at school-sponsored events
 - Include instances before, during, and after the school day
 - Count incidents regardless of whether disciplinary action was taken and regardless of whether students or non-students were involved
 - Incidents that meet more than one category should be placed in the most egregious category
 - If a student has multiple instances during the year, count each instance
 - All incidents for the school year at the building

School Form

- OFFN: Offenses
 - OFFN-2: Shootings
 - Applies to all grade levels, schools
 - Yes/no
 - Was there a shooting, regardless of whether or not anyone was injured, at the school or on school grounds during the school year?
 - OFFN-3: Homicide
 - Applies to all grade levels, schools
 - Yes/no
 - Did any of your building's students, faculty, or staff die as a result of a homicide committed at your school during the school year?



School Form

- OFFN: Offenses
 - OFFN-4: Number of Instances of Shootings or Homicide (**Req**)
 - Applies to all grade levels, schools
 - 2 integer counts
 - During the 23/24 school year, how many instances of each of the below happened in the building?
 - Shooting
 - Homicide



School Form

- OFFN: Offenses
 - OFFN-5: Number of Instances of Rape or Sexual Assault
 - Applies to all grade levels, schools
 - 6 integer counts
 - During the 23/24 school year, how many instances of each of the below happened in the building?
 - Rape committed by anyone
 - Sexual Assault committed by anyone
 - Rape committed by a student
 - Sexual Assault committed by a student
 - Rape Committed by a staff member
 - Sexual Assault committed by a staff member

School Form

- OFFN: Offenses
 - OFFN-6: Allegations against school staff (Resignation or Retirement)
 - Applies to all grade levels, schools
 - 2 integer counts of allegations
 - Give the number of allegations of rape and, separately, sexual assault committed by staff at the school during the year that led to staff resigning or retiring prior to final discipline or termination
 - OFFN-7: Allegations against school staff (Determined Responsible)
 - Applies to all grade levels, schools
 - 2 integer counts of allegations
 - Give the number of allegations or Rape and, separately, sexual assault committed by staff at the school during the year that led to a determination that the staff was responsible for the offense

School Form

- OFFN: Offenses
 - OFFN-8: Allegations against school staff (Determined not Responsible)
 - Applies to all grade levels, schools
 - 2 integer counts of allegations
 - Give the number of allegations or Rape and, separately, sexual assault committed by staff at the school during the year that led to a determination that the staff was NOT responsible for the offense
 - OFFN-9: Allegations against school staff (Determination pending)
 - Applies to all grade levels, schools
 - 2 integer counts of allegations
 - Give the number of allegations or Rape and, separately, sexual assault committed by staff at the school during the year that led for which a determination of responsibility is still pending



School Form

- OFFN: Offenses
 - OFFN-10: Allegations against school staff (Duty reassignment)
 - Applies to all grade levels, schools
 - 2 integer counts of allegations
 - Give the number of allegations or Rape and, separately, sexual assault committed by staff at the school during the year that led a job or duty reassignment prior to final discipline or termination

School Form

- HIBS: Harassment or Bullying
 - HIBS-1: Allegations of Harassment or Bullying
 - Applies to all grade levels, schools
 - Integer counts of the number of allegations of:
 - Harassment or bullying on the basis of sex
 - Harassment or bullying on the basis of sexual orientation
 - Harassment of bullying on the basis of race, color, or national origin
 - Harassment or bullying on the basis of disability
 - Harassment or bullying on the basis of religion
 - How many allegations of the above types of harassment or bullying occurred during the school year?
 - If harassment or bullying was based on multiple categories, include in each

School Form

- HIBS: Harassment or Bullying
 - HIBS-2: Allegations of Harassment or Bullying by Religion Type
 - Applies to all grade levels, schools
 - 14 Integer counts of the number of allegations of harassment or bullying on the basis of religion for each of the religions below
 - Atheist/Agnostic
 - Buddhist
 - Catholic
 - Eastern Orthodox
 - Hindu
 - Muslim
 - Jehovah's Witness
 - Jewish
 - Mormon
 - Multiple Religions
 - Other Christians
 - Other Religions
 - Protestant
 - Sikh



School Form

- HIBS: Harassment or Bullying
 - HIBS-3: Students Reported as Harassed or Bullied on the Basis of Sex
 - Answer only when related categories in HISB-1 >0
 - 1 set of student counts, disaggregated by race/ethnicity & gender, plus LEP, IDEA and 504 who reported Harassment or bullying on the basis of sex
 - How many students reported the above types of harassment or bullying during the school year?
 - If harassment or bullying was based on multiple categories, include in each



School Form

- HIBS: Harassment or Bullying
 - HIBS-4: Students Reported as Harassed or Bullied on the Basis of Race, Color, or National Origin
 - Answer only when related categories in HIBS-1 >0
 - 1 set of student counts, disaggregated by race/ethnicity & gender, plus LEP, IDEA and 504 who reported Harassment or bullying on the basis of race. Color, or national origin
 - How many students reported the above types of harassment or bullying during the school year?
 - If harassment or bullying was based on multiple categories, include in each



School Form

- HIBS: Harassment or Bullying
 - HIBS-5: Students Reported as Harassed or Bullied on the Basis of Disability
 - Answer only when related categories in HIBS-1 >0
 - 1 set of student counts, disaggregated by race/ethnicity & gender, plus LEP, IDEA and 504 who reported Harassment or bullying on the basis of disability
 - How many students reported the above types of harassment or bullying during the school year?
 - If harassment or bullying was based on multiple categories, include in each

School Form

- HIBS: Harassment or Bullying
 - HIBS-6: Students **disciplined** for harassment or bullying on the Basis of Sex
 - Answer only when related categories in HISB-1 >0
 - 1 set of student counts, disaggregated by race/ethnicity & gender, plus LEP, IDEA and 504 who were disciplined for Harassment or bullying on the basis of sex
 - How many students were disciplined for the above types of harassment or bullying during the school year?
 - If harassment or bullying was based on multiple categories, include in each
 - Base classification on the student's likely motives, not the actual status of the alleged victim



School Form

- HIBS: Harassment or Bullying
 - HIBS-7: Students disciplined for harassment or bullying on the Basis of Race, Color or National Origin
 - Answer only when related categories in HISB-1 >0
 - 1 set of student counts, disaggregated by race/ethnicity & gender, plus LEP, IDEA and 504 who were disciplined for Harassment or bullying on the basis of race, color or national origin
 - How many students were disciplined for the above types of harassment or bullying during the school year?
 - If harassment or bullying was based on multiple categories, include in each
 - Base classification on the student's likely motives, not the actual status of the alleged victim



School Form

- HIBS: Harassment or Bullying
 - HIBS-8: Students disciplined for harassment or bullying on the Basis of Disability
 - Answer only when related categories in HISB-1 >0
 - 1 set of student counts, disaggregated by race/ethnicity & gender, plus LEP, IDEA and 504 who were disciplined for Harassment or bullying on the basis of disability
 - How many students were disciplined for the above types of harassment or bullying during the school year?
 - If harassment or bullying was based on multiple categories, include in each
 - Base classification on the student's likely motives, not the actual status of the alleged victim

School Form

- RSTR: Restraint & Seclusion
 - RSTR-1: Restraint or Seclusion Indicator (New & Req)
 - Applies to all grade levels, schools
 - 2 Yes / No Values
 - During the School year, were students in this building subject to:
 - Mechanical Restraint
 - Physical Restraint
 - Seclusion

School Form

- RSTR: Restraint & Seclusion
 - RSTR-2: Instances of Restraint or Seclusion
 - Only respond when 'yes' answers were given in RSTR-1
 - 3 sets of 3 integer counts of incidents for:
 - Students without Disabilities
 - Instances of mechanical restraint
 - Instance of Physical restraint
 - Instance of Seclusion
 - Students with Disabilities
 - Instances of mechanical restraint
 - Instance of Physical restraint
 - Instance of Seclusion
 - Students with Section 504 services only
 - Instances of mechanical restraint
 - Instance of Physical restraint
 - Instance of Seclusion



School Form

- RSTR: Restraint & Seclusion
 - RSTR-3: Non-IDEA Students Subject to Mechanical Restraint
 - Only respond when 'yes' answers were given in RSTR-1
 - Applies to all grade levels, schools
 - 1 sets of student counts, disaggregated by race/ethnicity & gender, plus EL and 504 who were subject to Mechanical restraint
 - How many non-IDEA students were restrained during the school year?
 - A student may be counted in more than one group



School Form

- RSTR: Restraint & Seclusion
 - RSTR-4: IDEA Students Subject to Mechanical Restraint
 - Only respond when 'yes' answers were given in RSTR-1
 - Applies to all grade levels, schools
 - 1 sets of student counts, disaggregated by race/ethnicity & gender, plus EL who were subject to Mechanical restraint
 - How many IDEA students were restrained during the school year?
 - A student may be counted in more than one group

School Form

- RSTR: Restraint & Seclusion
 - RSTR-5: Non-IDEA Students Subject to Physical Restraint
 - Only respond when 'yes' answers were given in RSTR-1
 - Applies to all grade levels, schools
 - 1 sets of student counts, disaggregated by race/ethnicity & gender, plus EL and 504 who were subject to Physical restraint
 - How many non-IDEA students were restrained during the school year?
 - A student may be counted in more than one group



School Form

- RSTR: Restraint & Seclusion
 - RSTR-6: IDEA Students Subject to Physical Restraint
 - Only respond when 'yes' answers were given in RSTR-1
 - Applies to all grade levels, schools
 - 1 sets of student counts, disaggregated by race/ethnicity & gender, plus EL who were subject to Physical restraint
 - How many IDEA students were restrained during the school year?
 - A student may be counted in more than one group

School Form

- RSTR: Restraint & Seclusion
 - RSTR-7: Non-IDEA Students Subject to Seclusion
 - Only respond when 'yes' answers were given in RSTR-1
 - Applies to all grade levels, schools
 - 1 sets of student counts, disaggregated by race/ethnicity & gender, plus EL and 504 who were subject to seclusion
 - How many non-IDEA students were secluded during the school year?
 - A student may be counted in more than one group



School Form

- RSTR: Restraint & Seclusion
 - RSTR-8: IDEA Students Subject to Seclusion
 - Only respond when 'yes' answers were given in RSTR-1
 - Applies to all grade levels, schools
 - 1 sets of student counts, disaggregated by race/ethnicity & gender, plus EL who were subject to seclusion
 - How many IDEA students were secluded during the school year?
 - A student may be counted in more than one group

School Form

- RSTR: Restraint & Seclusion
 - Students Subject to Restraint or Seclusion
 - Mechanical restraint
 - Use of any device or equipment used to restrain movement
 - Does not include any medical device or device designed to protect students from accidental harm (seatbelts, medical immobilization, etc)
 - Physical restraint
 - One person using their body, arms or legs to keep another person from free movement of their arms, legs, torso, or head.
 - Does not include physical escort, which is touching or holding the hand, arm, wrist, back or shoulder for the purpose of inducing student who is acting out to move to a safe location
 - Seclusion
 - Involuntary confinement alone in a locked room or area from which the student is physically prevented from leaving
 - Does not include timeout, or separation to a non-locked location for the purposes of calming

School Form

- JUST: Justice Facilities, as reported in SCHR-2 (122 slides ago!)
 - JUST-1: Justice Facility Type
 - Applies to justice facilities
 - Select proper code for type of facility:
 - 'Pre' for facilities that incarcerate pre-adjudication/pre-conviction
 - 'Post' for facilities that incarcerate post-adjudication/post-conviction
 - 'Both' for facilities that incarcerate both types of offenders
 - JUST-2: Days in Regular School Year at Justice Facility
 - Applies to justice facilities
 - Integer count of days that make up the facility's regular school year

School Form

- Part 2 (school year data)
 - JUST-3: Justice Facility Instructional Hours per Week
 - Applies to justice facilities
 - Decimal number of hours of instruction in a standard instructional week at the facility
 - JUST-4: Justice Facility Educational Program Participants
 - Applies to justice facilities
 - Integer number of students who participated:
 - Less than 15 days
 - 15 days to 30 days
 - 31 days to 90 days
 - 91 days to 180 days
 - Over 180 days
 - What is the number of students who participated in the facilities educational program during the regular school year for each of the categories above?

School Form

- INET: Internet Access and Devices
 - INET-1: Internet Access and Devices
 - Applies to all grade levels, schools
 - 4 separate 'Yes' or 'No' questions:
 - Does this school have a fiber-optic connection to the internet?
 - Does every classroom have WIFI access?
 - Does this school issue internet connection devices that students can take home?
 - Does the school allow home-purchased internet connection devices to be brought into the school and used?
 - INET-2: Wi-Fi connected devices
 - Applies to all grade levels, schools
 - Integer count of devices provided by the school to students
 - What is the number of WI-FI enabled devices provided to students at this building during the school year?

School Form

- INET: Internet Access and Devices
 - INET-3: Wi-Fi Devices and Hotspots Needed for Remote Learning (**Req**)
 - Applies to all grade levels, schools
 - 2 separate integer questions:
 - How many students needed a Wi-Fi enabled device from the school for student learning use?
 - How many students needed a hotspot enabled device from the school for student learning use?
 - INET-4: Wi-Fi Devices and Hotspots Provided for Remote Learning (**Req**)
 - Applies to all grade levels, schools
 - 2 separate integer questions:
 - How many students were provided a Wi-Fi enabled device from the school for student learning use?
 - How many students were provided a hotspot enabled device from the school for student learning use?



School Form

- Wi-Fi Devices vs Hotspot Devices
 - Wi-Fi enabled devices refer to devices that can connect to the Internet when there is a wireless local area network connection available.
 - Hotspot devices allows for one or more students to access a Wi-Fi network to connect to the Internet when not at school. A Wi-Fi hotspot can be created in a place (e.g., home; public library) using a hotspot portable device that converts a cellular signal into a Wi-Fi network to connect one or more additional devices to the Internet.

• It's OVER!!!

Questions?

CRDC Partner Support Center (PSC)

- (855) 255-6901 (M-F 9 AM – 5 PM eastern)
- To connect over email (no published email address):
 - Go to <https://crdc.communities.ed.gov/#program>
 - Click on 'click to Email PSC' link (Upper right corner of screen)



- MPAAA Members:
 - Rob@mpaaa.org or (517) 853-1413