



The Importance of Being in Attendance

How Michigan Connections Academy Works With the Chronically Absent

Who ARE you anyway?



- First authorized fully online K-12 school in Michigan
- 2010-2011
- Ferris State University
- Just under 1700 students enrolled K-12 across the state
- Office located in Okemos with over 80 staff
- NOT a Seat-Time Waiver

No, Who Are You REALLY?

Kyle Luft
School Administrator



Jenny Lawson
School Executive
Assistant

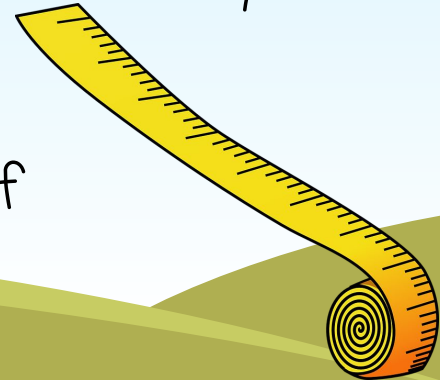


Counseling Staff



How Does MICA Measure Attendance?

- 6.1 hours = 1 School Day
- Parents "log" attendance
- Attendance verified by teachers, administrators and/or school counselors
- Discussed with parents during bi-weekly calls
- LiveLesson attendance
- Direct Contact with School Staff




Data Verification

Accountability Data View

Accountability Radar - Isela Demo

Basic Student Information

Start Year (calculated): 2013-2014
Students with disabilities with IEPs:
Students with 504 plans:
English Language Learner Flag:
Identifies gifted students:
Alert Score:
Enrollment Date: 7/15/2016
Days Enrolled: 215
Family Connections Coordinator name: N/A
Current Homeroom Teacher: Jen Teacher
Current Grade Level: 3
Cohort Grade:
Grade Level based on credits earned:

Attendance Metric: 0.91
Participation Metric: 1.11
Performance Metric: 0.66
LiveLesson Minutes Attended (Past 30 Days): 35.62
LiveLesson Minutes Attended (School Year): 35.62
First Day Present (FDP):  7/17/2016
Last Day Present: 2/13/2017
First Lesson Complete: 8/18/2016
Last Lesson Complete: 2/14/2017
First Assessment Complete: 8/2/2016
Last Assessment Complete: 2/9/2017
Total Lessons: 590
Number of Lessons Skipped: 0
Number of Lessons Completed: 434
Number of Lessons Behind: 0
Projected End Date: 5/18/2017



In Alarm

Overall Score:

98%

[View Course Details >](#)

Ellen is in Alarm due to the following:

- Attendance hours are insufficient. Review your attendance and make sure Ellen is working at least 30.3 hours per week. You may need to put in some extra time to make up missing hours.
- Participation is insufficient. Be sure that Ellen is completing lessons and assessments (and they are being checked off) at a pace that will ensure that all of the assigned work will be completed by the end of the year.

- Ellen has [2 assessments to be submitted](#) .
- Ellen has [69 overdue lessons](#) .

Attendance

Attendance Metric: 0.36

Attendance Metric over the past X days (defined by school; default 45): 0.53

Last Day Present: 2/18/2017

Total Reported Attendance Hours: 233

Total Expected Attendance Hours: 647.222222222222

Participation

Participation Metric: 0.99

Participation Metric over the past X days (defined by school; default 45): 0.58

Number of Lessons Completed: 446

Total Lessons: 743

Suggested Number of Lessons: 722

Number of Lessons Skipped: 9

What If the Numbers Don't Add Up?

	2		3	Career Exp-3 Sci-1	4		5		6		7		8
								Call Map					
	9	Math Exp-1	10		11		12	Career Exp-1	13	Geo-4	14		15
				Call					Call				
	16		17	math exp-1 French-3 Geo-1 Sci-1	18		19	Geo-1	20		21		22
								Call					
	23		24	Math Exp-1 Geo-3 → 13 minutes Sci-1	25		26		27		28		28
	30		31		1		2		3		4		5





Attendance Audit Time

Grade Level	Course	Weekly Lessons	Average Time Per Lesson (min)	Weekly Lesson Time (min)	Annual Lesson Time (min)	Annual Hours
4	Language Arts	5	80	400	14,400	240
4	Mathematics	5	80	400	14,400	240
4	Science	5	60	300	10,800	180
4	Social Studies	5	60	300	10,800	180
5	State History	3	40	120	4,320	72
4	Physical Education	5	30	150	5,400	90
4	Educ. Tech & Online Learning	3	40	120	4,320	72
4	Art	2	40	80	2,880	48
4	Music	2	40	80	2,880	48
4	Elective	3	40	120	4,320	72
	Field Trips, Testing and other Instructional Activities	1	40	40	1,440	24
5	Language Arts	5	85	425	15,300	255
5	Mathematics	5	85	425	15,300	255
5	Science	5	65	325	11,700	195
5	Social Studies	5	65	325	11,700	195
5	Physical Education	5	30	150	5,400	90
5	Educ. Tech & Online Learning	3	40	120	4,320	72
5	Art	2	40	80	2,880	48
5	Music	2	40	80	2,880	48
5	Elective	3	40	120	4,320	72
	Field Trips, Testing and other Instructional Activities	1	40	40	1,440	24
6	Language Arts	5	90	450	16,200	270
6	Mathematics	5	90	450	16,200	270
6	Science	5	70	350	12,600	210
6	Social Studies	5	70	350	12,600	210
6	Physical Education	5	30	150	5,400	90
6	Educ. Tech & Online Learning	3	40	120	4,320	72
6	Art	2	40	80	2,880	48
6	Electives	5	45	225	8,100	135
	Field Trips, Testing and other Instructional Activities	1	40	40	1,440	24
7	Language Arts	5	90	450	16,200	270
7	Mathematics	5	90	450	16,200	270
7	Science	5	70	350	12,600	210
7	Social Studies	5	70	350	12,600	210
7	Physical Education	5	30	150	5,400	90
7	Educ. Tech & Online Learning	3	40	120	4,320	72
7	Art	2	40	80	2,880	48

- Approved Pupil Accounting Lesson Times
- Matched to the dates/times students submit and complete assignments via Gradebook
- Attendance adjustments as necessary







Truancy Process at MICA

- Students are flagged at 50 overdue lessons - about 8 days absent
 - Participation intervention:
 - Dean of Students first
 - Counselor Second
- 
- 
- 
- 



Truancy Process at MICA





- 
- 
- Teachers verify students who need to be in truancy process
 - Letters sent home later that week
 - Via both USPS and Must-Read Return Receipt WebMail
 - Letter 3 sent Certified via USPS
- 
- 

Truancy Process at MICA

- Letter 1 = This is getting serious. Call your homeroom teacher and get a plan!
- Letter 2 = The plan did not work, a meeting must be scheduled in the office with the family, principal, and counselor
- Letter 3 = We are going to file truancy in your local county

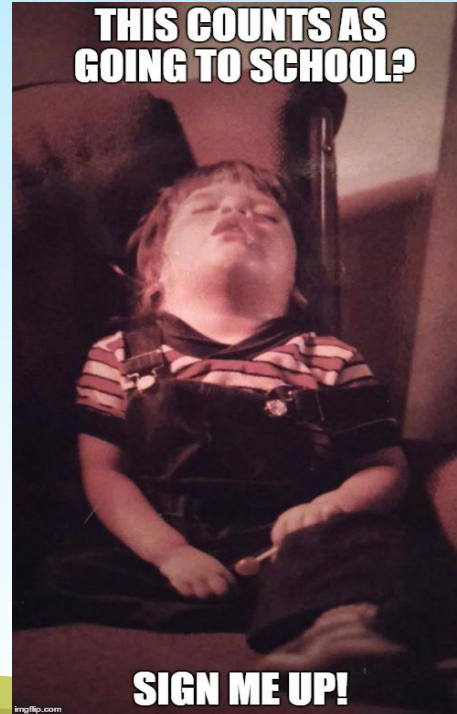


Truancy Process at MICA

- 
- 
- Principal Report every other Monday
 - Students who have 20 or more absences, filtered out
 - Filtered numbers go to teachers to verify that those students are not working on a plan to get caught up
- 
- 

How Our System may be Different

Attendance hours
MUST Equal
lessons
completed





How Our System is Different









Just because you missed Monday, does not mean you missed Monday!









By the Time MICA Files for Truancy

- 
- 
- 
- 
1. Students would have gone through the participation intervention process.
 2. Parents and students have received 3 letters and at least 3 phone calls to discuss how to get back on track
 3. Multiple efforts have been made to work with the student
 4. Families have often met with an administrator and grade level counselor to create a plan to be successful that they have not followed
 5. Kids just have to log in and participate with teachers! No bus rides, cafeterias, bullies in the hall, etc.
 6. Families have demonstrated that they are simply not going to comply with the compulsory school laws, no matter what is done to help them find success.



Our Struggle with Truancy

- MICA enrolls students throughout the entire state of Michigan. We have students in 75 of the 83 counties
 - We must follow the rules of each county we are filing in, not just Ingham County (county of our School District). EVERY PROCESS IS DIFFERENT
 - Although we file on several students each year, not all of our cases are picked up. We have come a long ways with working with all of the different counties, but we are still trying to improve our relationships with each of them.
- 
- 
- 
- 

The slide features a light blue background with several stylized autumn leaves in shades of green, yellow, and orange scattered around the edges. At the bottom, there are rolling green hills. The text is centered and underlined.

Contact Us!!

kluft@mica.connectionsacademy.org

jlawson@mica.connectionsacademy.org



Questions?